

# Admin Search for Magento 2

## User Guide

Version 1.0

# Table of Contents

I) Introduction .....	3
II) Where to Find Extension .....	4
III) Quickly Search Box .....	5
VII) Support .....	7

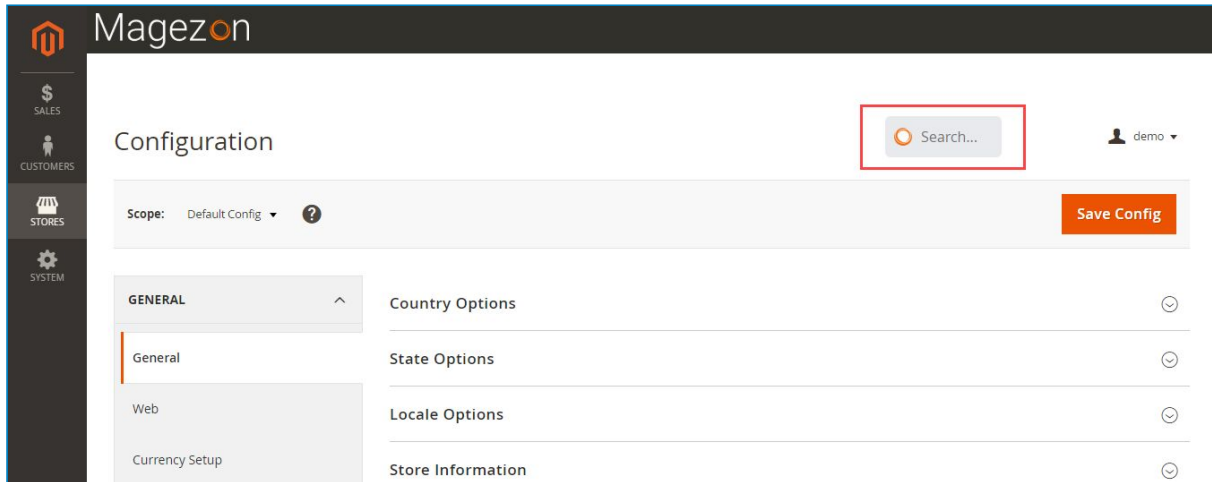
## I) Introduction

**Admin Search for Magento 2** is a powerful solution which provides admins a highly accurate, fast and flexible search box in the Magento backend. By using the search box, the admins can easily find any menu, option, tab, and field in the Configuration section without time-consuming.

- Allow admins to search anything in the Configuration section.

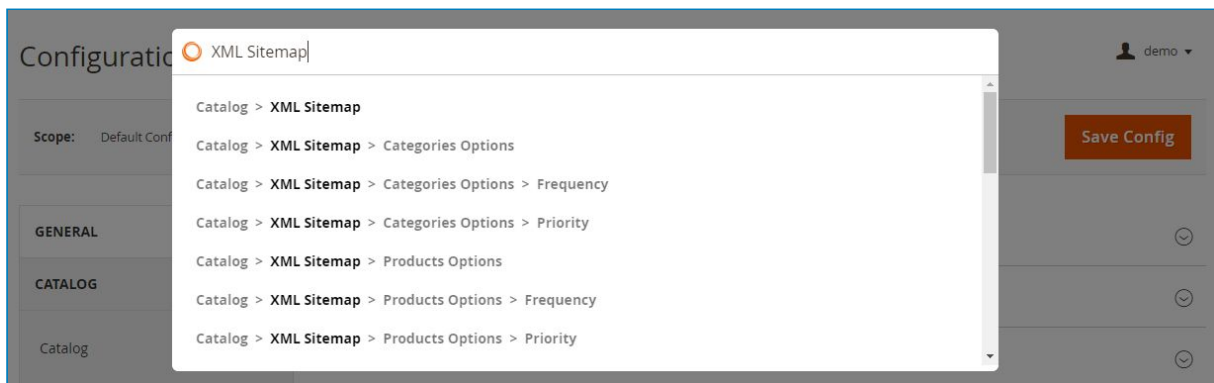
## II) Where to Find Extension

After installing the extension, login to Magento Admin Panel, you can see the search box which displays on the right side.

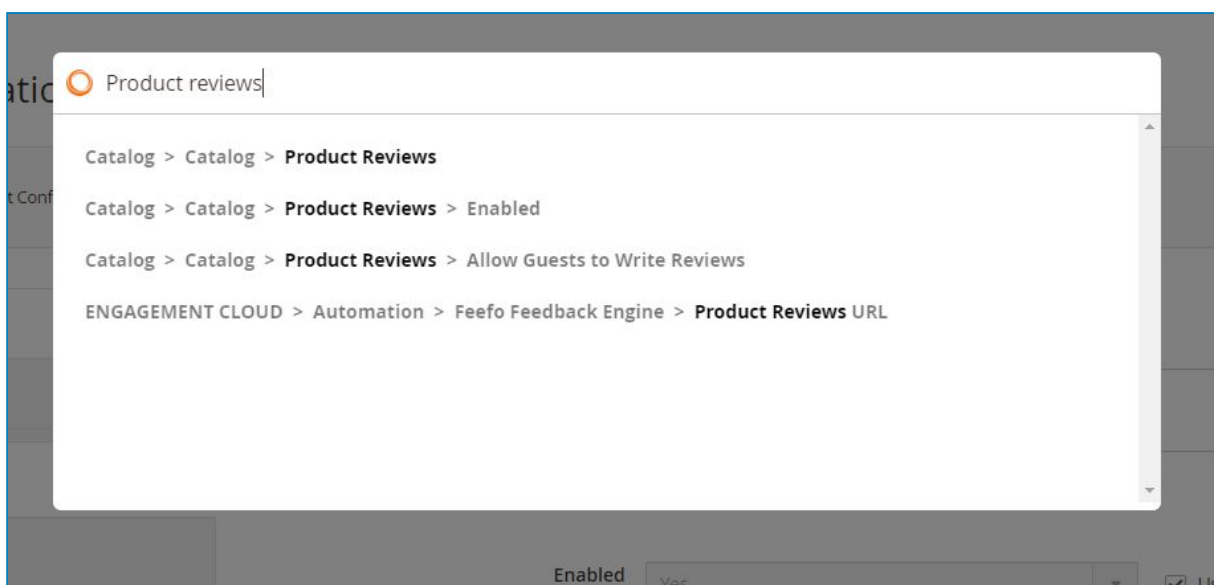


## III) Quickly Search Box

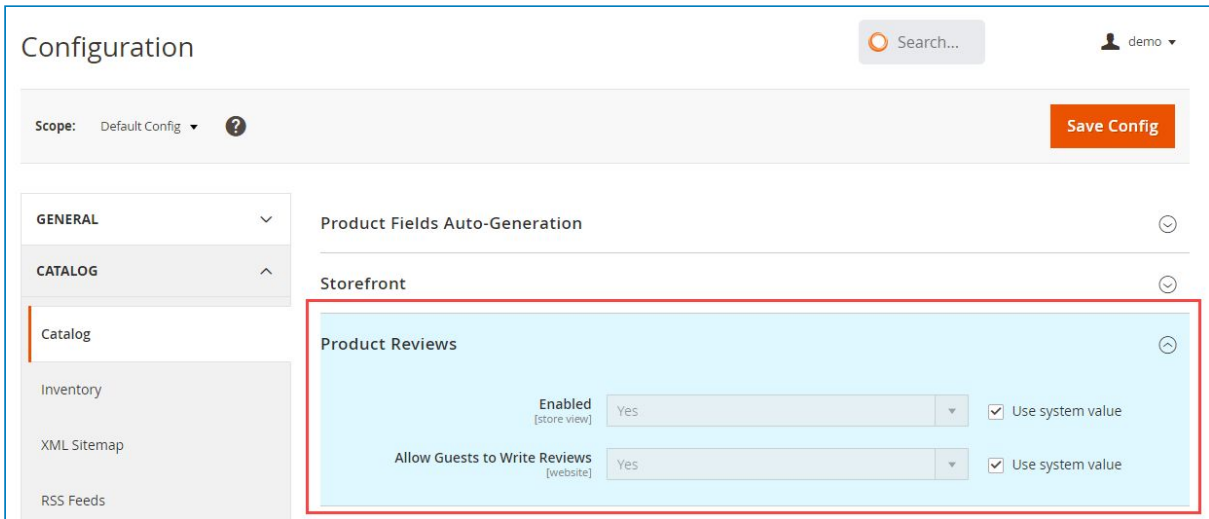
You can find your wanted **groups, options, tabs, or fields** in the **Configuration section** by entering characters in the quickly search box. The results will be automatically shown as a list based on the characters you have entered. All you need to do is choose an option that you are looking for.



For example, when you want to customize the **“Product Reviews”** tab, all you need to do is that enter the name of this tab in the search box, then the results that contain this word will appear as the image below:



If you choose the “**Catalog > Catalog > Product Reviews**” option, the result will be shown as the image below:



The screenshot shows the Magento Admin Configuration interface. The page title is "Configuration". At the top right, there is a search bar and a user profile icon labeled "demo". Below the title, there is a "Scope" dropdown menu set to "Default Config" and a "Save Config" button. The left sidebar contains a navigation menu with categories: GENERAL, CATALOG, Inventory, XML Sitemap, and RSS Feeds. The "CATALOG" category is expanded, and the "Product Reviews" option is selected. The main content area shows the configuration for "Product Reviews". It includes a "Product Fields Auto-Generation" section, a "Storefront" section, and the "Product Reviews" section. The "Product Reviews" section is highlighted with a red border and contains two settings: "Enabled [store view]" and "Allow Guests to Write Reviews [website]". Both settings are set to "Yes" and have a "Use system value" checkbox checked.

Section	Setting	Value	Use system value
Product Reviews	Enabled [store view]	Yes	<input checked="" type="checkbox"/>
	Allow Guests to Write Reviews [website]	Yes	<input checked="" type="checkbox"/>

## VII) Support

If you have any questions or need any support, feel free to contact us by following ways. We will get back to you within 24 hours since you submit your support request.

- Submit [contact form](#).
- Email us at [support@magezon.com](mailto:support@magezon.com).
- Submit a [ticket](#).
- Contact us through [Skype](#): support@magezon.com.
- Contact us via live chat on our website: [magezon.com](http://magezon.com).