

# Single Product Page Builder for Magento 2

## User Guide

Version 1.0

# Table of Contents

<b>I) Introduction .....</b>	<b>3</b>
<b>II) Where to Find Extension .....</b>	<b>4</b>
<b>III) Profile Grid Page .....</b>	<b>5</b>
<b>IV) Profile Edit Page .....</b>	<b>8</b>
1. General Information.....	10
2. Magezon Single Product Page Builder .....	12
3. Conditions.....	15
<b>V) Elements .....</b>	<b>17</b>
1. Product Gallery.....	17
2. Product Name .....	24
3. Product Review Summary .....	26
4. Product Price .....	27
5. Product SKU.....	28
6. Stock Status .....	29
7. Product Add To Cart .....	30
8. Product Info .....	31
9. Product Categories.....	32
10. Magento Social Links .....	33
11. Product Sharing .....	34
12. Add to Wish List.....	36

---

13. Add to Compare .....	37
14. Mail to Friend .....	38
15. Product Short Description .....	39
16. Product Description .....	40
17. Product Info Tabs .....	41
18. Product Additional Information .....	42
19. Review .....	43
20. Upsell Products .....	46
21. Related Products .....	47
22. Product Attribute .....	48
23. Bundle Product Options .....	50
24. Product Alert .....	51
25. Product Price Tier .....	52
<b>VI) Apply a Layout Profile to A Single Product Page .....</b>	<b>53</b>
<b>VII) Support .....</b>	<b>55</b>

## I) Introduction

**Single Product Page Builder for Magento 2** is a product page builder extension that allows you to customize layouts of any product page with simple drag and drop.

- Create any product page layout
- Easy to customize Magento 2 product tabs
- Product image gallery layouts
- Product variables
- Applied to all Magento 2 product types
- Visual drag & drop builder
- Layout templates
- 30+ elements
- Fully responsive design
- Cache support
- SEO-friendly product pages
- 100% compatible with: Ultimo theme, Porto theme, [Magezon Page Builder](#).

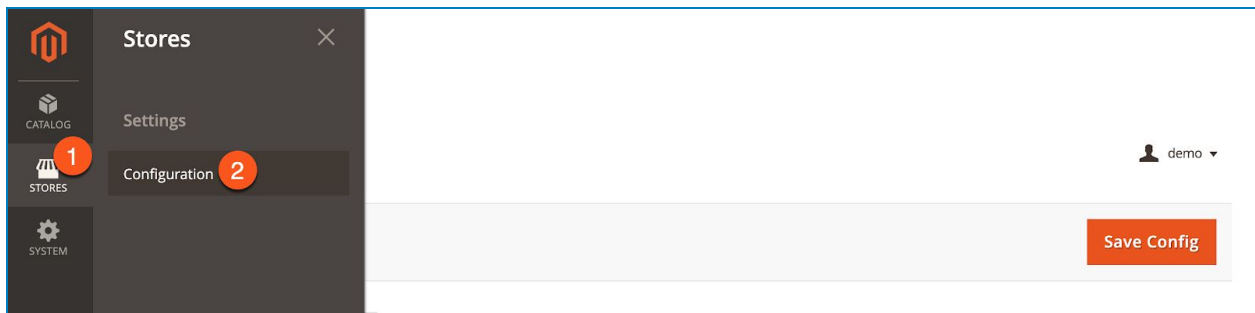
This builder is developed on a **core builder** based on which we've built all builder extensions. The core builder includes elements and settings that all builder extensions have in common. For details, please visit:

[https://magezon.com/pub/media/productfile/magezon-core-builder-user\\_guides.pdf](https://magezon.com/pub/media/productfile/magezon-core-builder-user_guides.pdf).

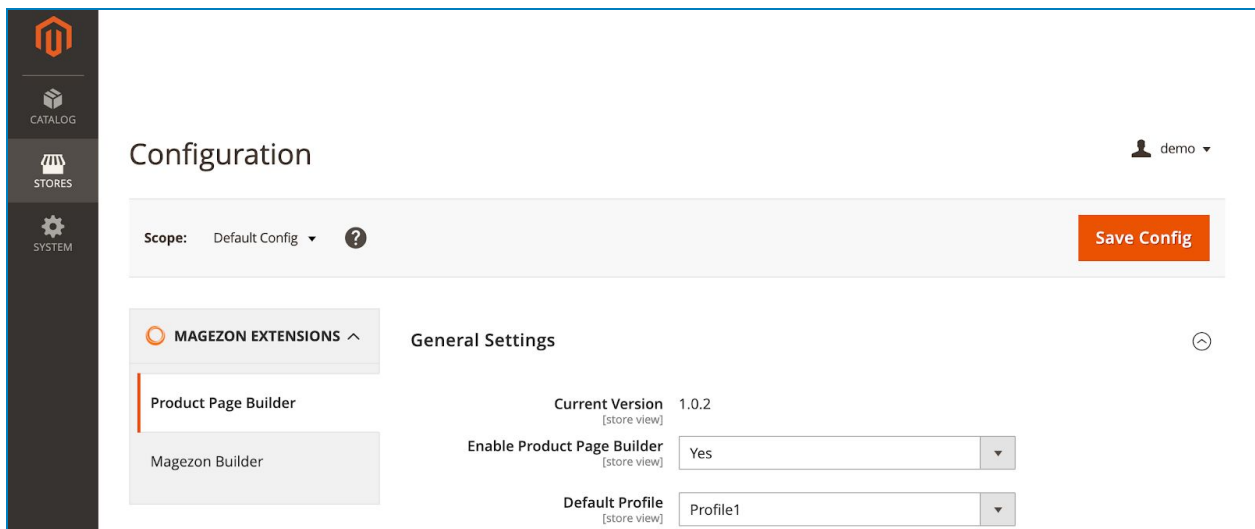
In this guide, we'll focus on elements and settings that are specific to the product page builder.

## II) Where to Find Extension

After installing the extension, navigate to **Stores > Settings > Configuration**:



In the left panel, span **MAGEZON EXTENSIONS** then click **Product Page Builder**. In the right section, you'll see **General Settings** including:

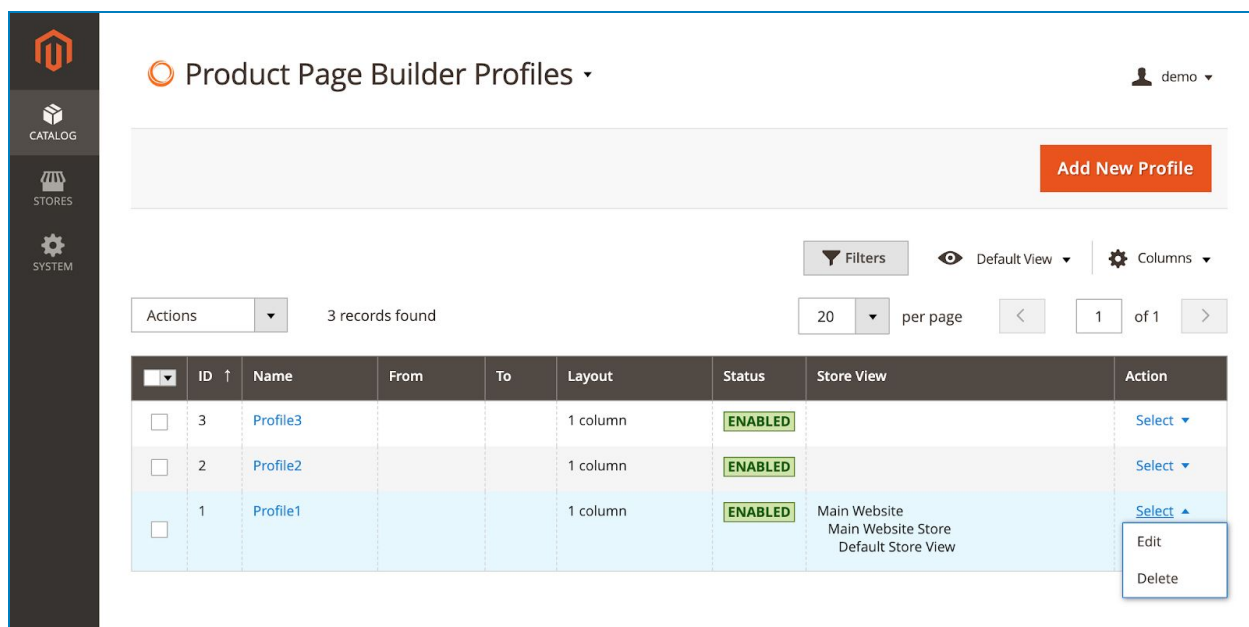


- **Current Version** of the extension.
- **Enable Product Page Builder**: select **Yes** or **No** to enable or disable the extension.
- **Default Profile**: choose the profile for product pages that have no profiles applied to.

## III) Profile Grid Page

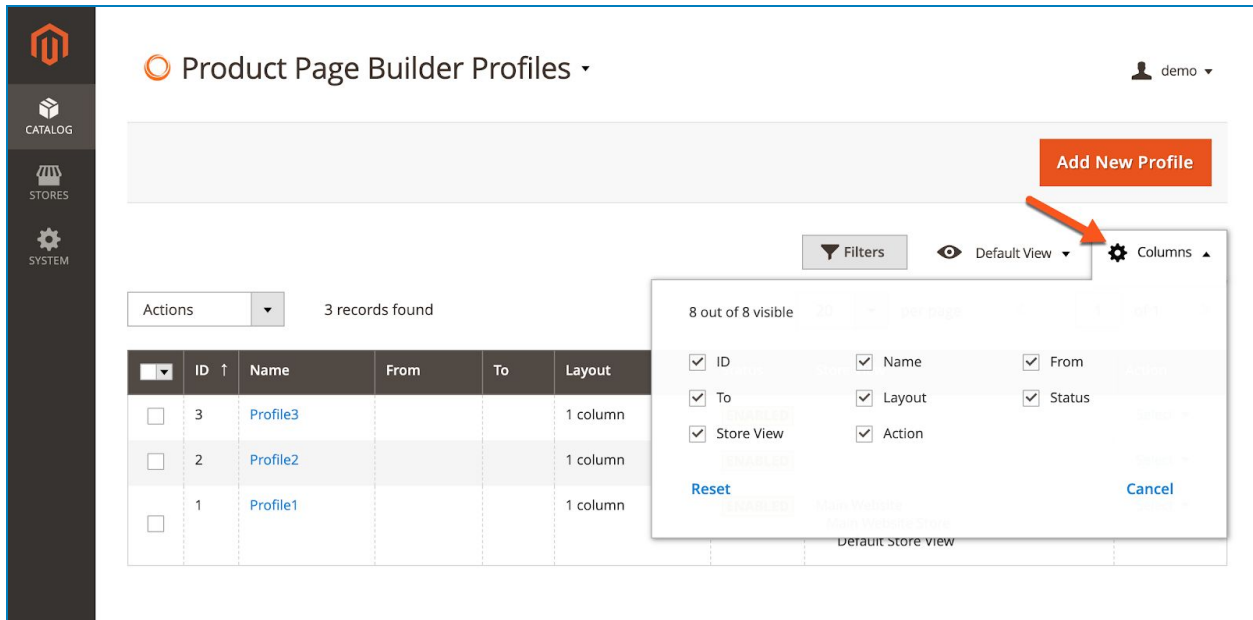
Go to **Catalog > Inventory > Product Page Builder Profiles** where you can add a new layout profile and view all profiles you created.

- You can view all profiles that you created in a grid with such information as ID, Name, From, To, Layout, Status and Store View. In the **Action** column, click the **Select** drop-down list to **Edit** or **Delete** the profile.



ID	Name	From	To	Layout	Status	Store View	Action
3	Profile3			1 column	ENABLED		Select
2	Profile2			1 column	ENABLED		Select
1	Profile1			1 column	ENABLED	Main Website Main Website Store Default Store View	Select Edit Delete

- You can decide which info is displayed in the grid by clicking the **Columns** drop-down above the grid. Tick the checkboxes of columns that you want to be visible in the grid. Untick the checkboxes of columns that you want to be invisible in the grid.



Product Page Builder Profiles ▾

demo ▾

Add New Profile

Filters Default View Columns ▾

8 out of 8 visible

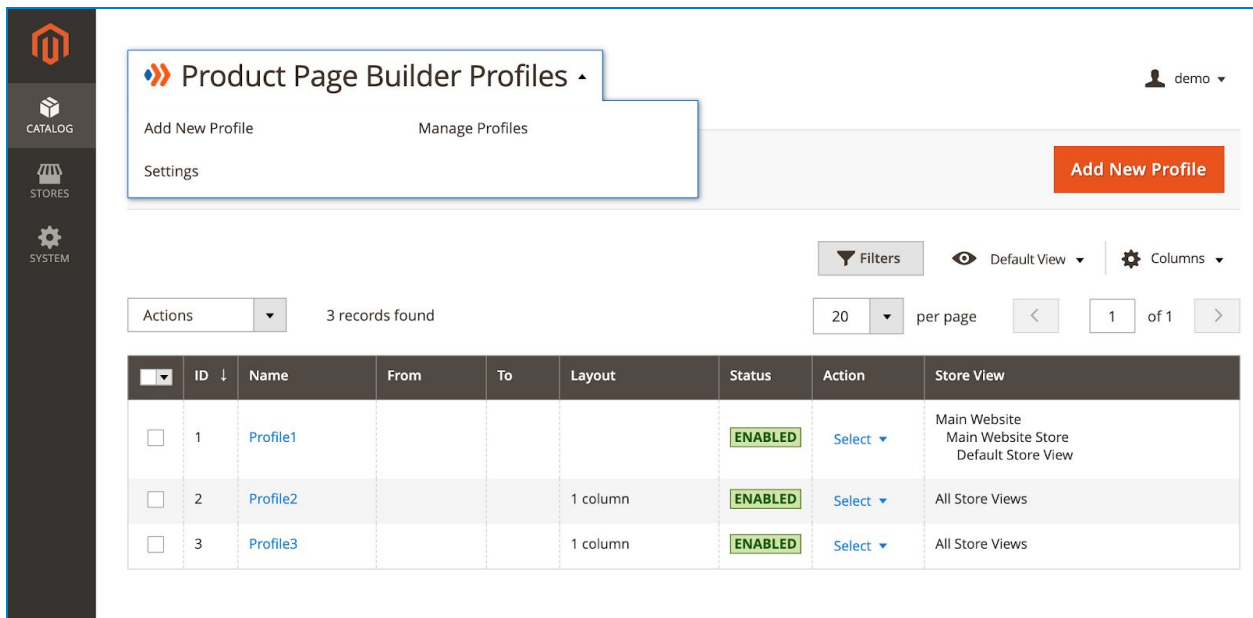
20 per page 1 of 1

☒ ID
 ☒ Name
 ☒ From
 ☒ To
 ☒ Layout
 ☒ Status
 ☒ Action

Reset Cancel

ID	Name	From	To	Layout
3	Profile3			1 column
2	Profile2			1 column
1	Profile1			1 column

- Click **Product Page Builder Profiles** drop-down menu on the top and you'll see:



Product Page Builder Profiles ▾

demo ▾

Add New Profile Manage Profiles Settings

Add New Profile

Filters Default View Columns ▾

20 per page 1 of 1

ID	Name	From	To	Layout	Status	Action	Store View
1	Profile1				ENABLED	Select ▾	Main Website Main Website Store Default Store View
2	Profile2			1 column	ENABLED	Select ▾	All Store Views
3	Profile3			1 column	ENABLED	Select ▾	All Store Views

- **Add New Profile:** create a new profile.
- **Manage Profiles:** go to the profile grid page.

- **Settings:** go to the extension's [configuration page](#).

Please note that you can find this drop-down menu in the [profile edit page](#).

- Click the **Add New Profile** button to add a new profile and you will be redirected to the [profile edit page](#).






## IV) Profile Edit Page

The edit page will open when you create a new profile or edit an existing profile.

The top of the edit page contains the following buttons:

- **Back:** return to the [profile grid page](#).
- **Delete:** delete the profile.
- **Save and Apply:** save the layout profile and apply the layout to the chosen product pages. It means you will see the chosen product pages displayed in this layout on the frontend.
- **Preview:** preview how a product page looks in this layout profile. After clicking the button, a window containing all products of your website will appear. Find your desired product and click **Preview** in the **Action** column to preview the layout in this product page.

 CATALOG  
 STORES  
 SYSTEM

Preview This function allows you to preview how your profile looks on product page.

Filters

Default View

Columns






2047 records found

20

per page

1

of 103

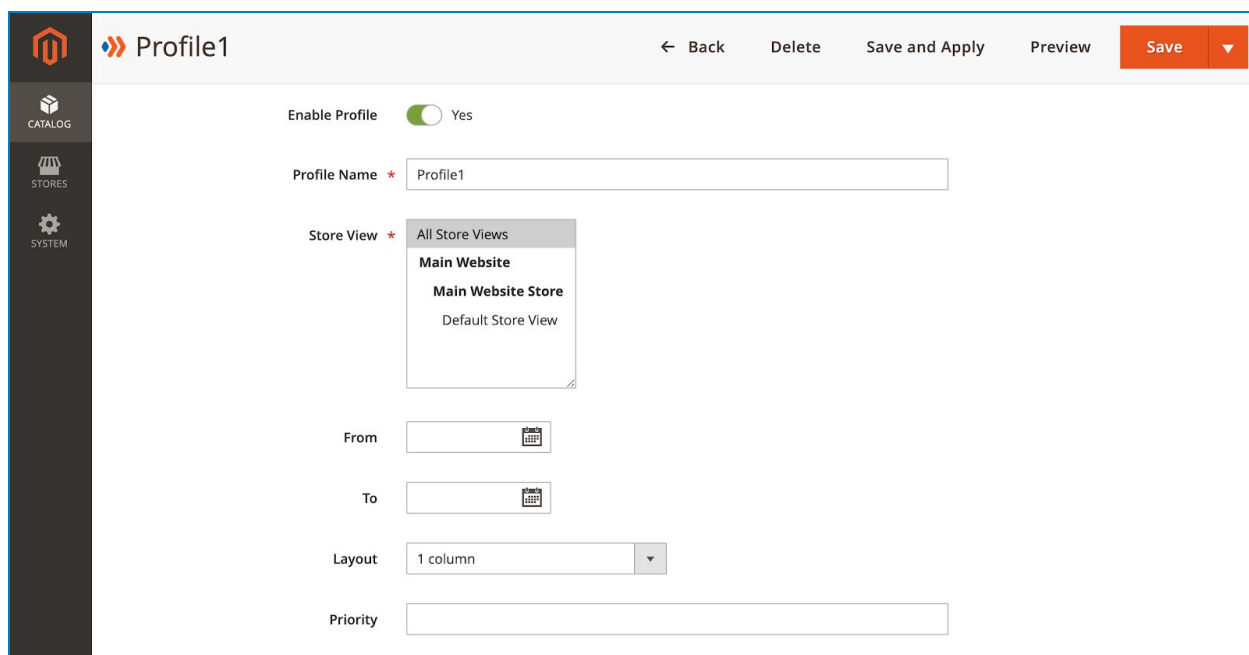
	ID ↓	Thumbnail	Name	Type	Attribute Set	SKU	Price	Quantity	Visibility	Status	Websites	Cost	Action
<input type="checkbox"/>	1		Joust Duffle Bag	Simple Product	Bag	24-MB01	\$34.00	100.0000	Catalog, Search	Enabled	Main Website		<a href="#">Preview</a>
<input type="checkbox"/>	2		Strive Shoulder Pack	Simple Product	Bag	24-MB04	\$32.00	100.0000	Catalog, Search	Enabled	Main Website		<a href="#">Preview</a>
<input type="checkbox"/>	3		Crown Summit Backpack	Simple Product	Bag	24-MB03	\$38.00	100.0000	Catalog, Search	Enabled	Main Website		<a href="#">Preview</a>
<input type="checkbox"/>	4		Wayfarer Messenger Bag	Simple Product	Bag	24-MB05	\$45.00	100.0000	Catalog, Search	Enabled	Main Website		<a href="#">Preview</a>
<input type="checkbox"/>	5		Rival Field Messenger	Simple Product	Bag	24-MB06	\$45.00	100.0000	Catalog, Search	Enabled	Main Website		<a href="#">Preview</a>

- **Save:** save the profile and stay on the page. If you click on the drop-down arrow, you'll see 3 options:


- **Save & New:** save the profile and then create a new one.
- **Save & Duplicate:** save the profile and duplicate it.
- **Save & Close:** save the profile and go back to the profile grid page.

**Note:** If you just simply save the profile, the chosen product pages will not be displayed in this layout profile until you click the **Save and Apply** button.

## 1. General Information



- **Enable Profile:** turn on the button to activate the profile.
- **Profile Name:** enter a name for the profile.
- **Store View:** choose specific store views in which the profile is applied.
- **From/To:** decide the period of time during which the profile will be active with the chosen product pages. Out of this time period, these product pages will be in normal layout.
- **Layout:** choose a layout for the profile in which it's displayed. You can choose Empty, 1 column or 1 column Full Width layout. Or if you choose Use Default Product Page Layout option, the product pages using this profile will be displayed in the layout that you configure in their edit pages (in **Design > Layout** section).
- **Priority:** enter a number in this field to decide the level of priority of the profile. The smaller the number is, the more prior the profile is. If a product is assigned to multiple profiles, its detail page will be displayed in the profile with higher priority.

**Joust Duffle Bag**

← BackAdd AttributeSave▼

CATALOG

STORES

SYSTEM

Product in Websites

Product Salable Quantity ?

Design

Layout

3 columns▼

Display Product Options In

Product Info Column▼

Custom Layout Update




No update▼

Schedule Design Update

Gift Options

## 2. Magezon Single Product Page Builder


Magezon Single Product Page Builder


  


Product Gallery


Choose template


Add elements


 **Product Name**  
*Heading Type: h1*


 **Product Reviews Summary**


 **Product SKU**


 **Stock Status**


 **Product Price**



 **Product Add To Cart**


 **Product Short Description**

 **Product Categories**

 **Magento Social Links**

 **Product Sharing**  
*Buttons: Facebook Like, Facebook Share, Twitter, Pinterest*

 **FREE SHIPPING**  
**on orders over \$99!\***  
\*some exclusions may apply 

 **Bundle Product Options**

Details

More Information

Reviews


Returns policy


Delivery info


Video

Custom Tab

+

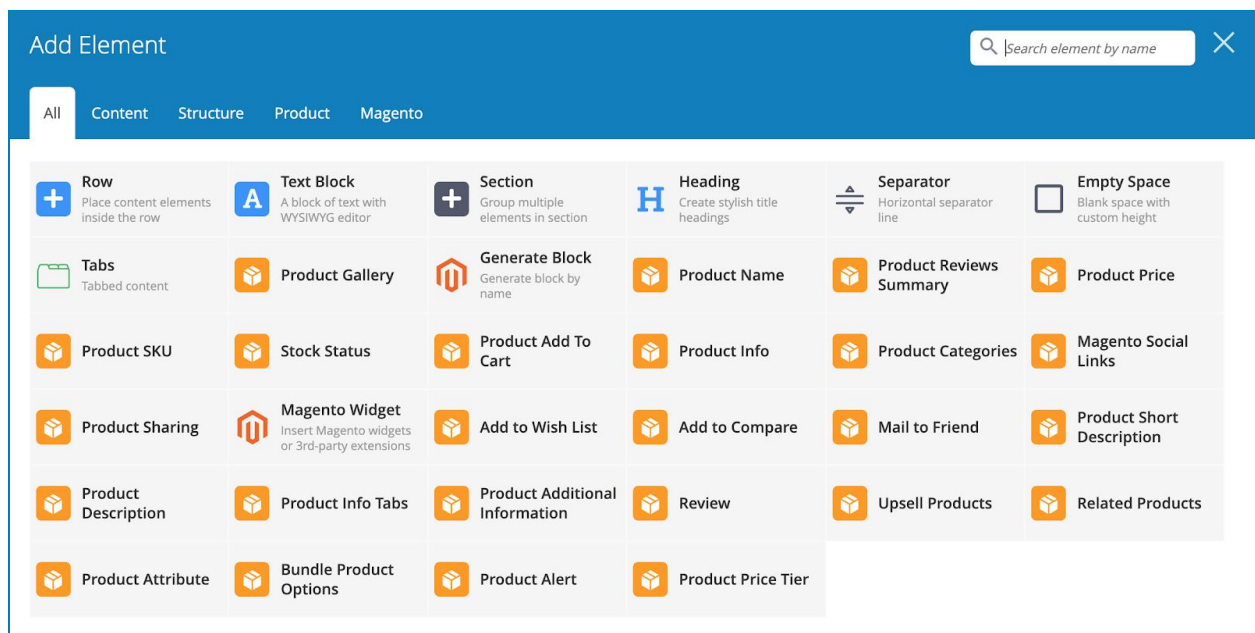
 **Product Description**

 **Related Products**

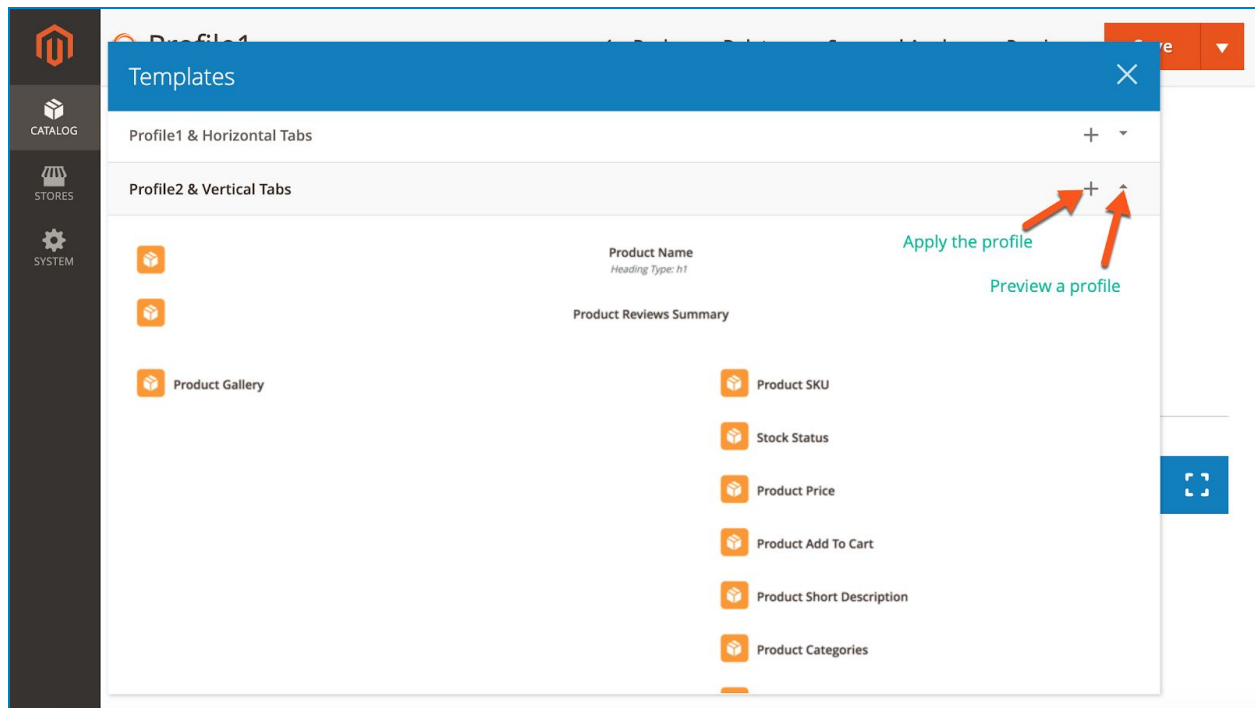
 **Upsell Products**

This is where you build a new product page layout by adding elements which are developed based on popular parts of a Magento 2 product page. Simply add and arrange these elements the way you want in the backend. On the frontend, these elements will be replaced with relevant data of a product.

- To add elements, click the plus icon on the top bar (see in the above image). Then a popup containing all elements will show up:



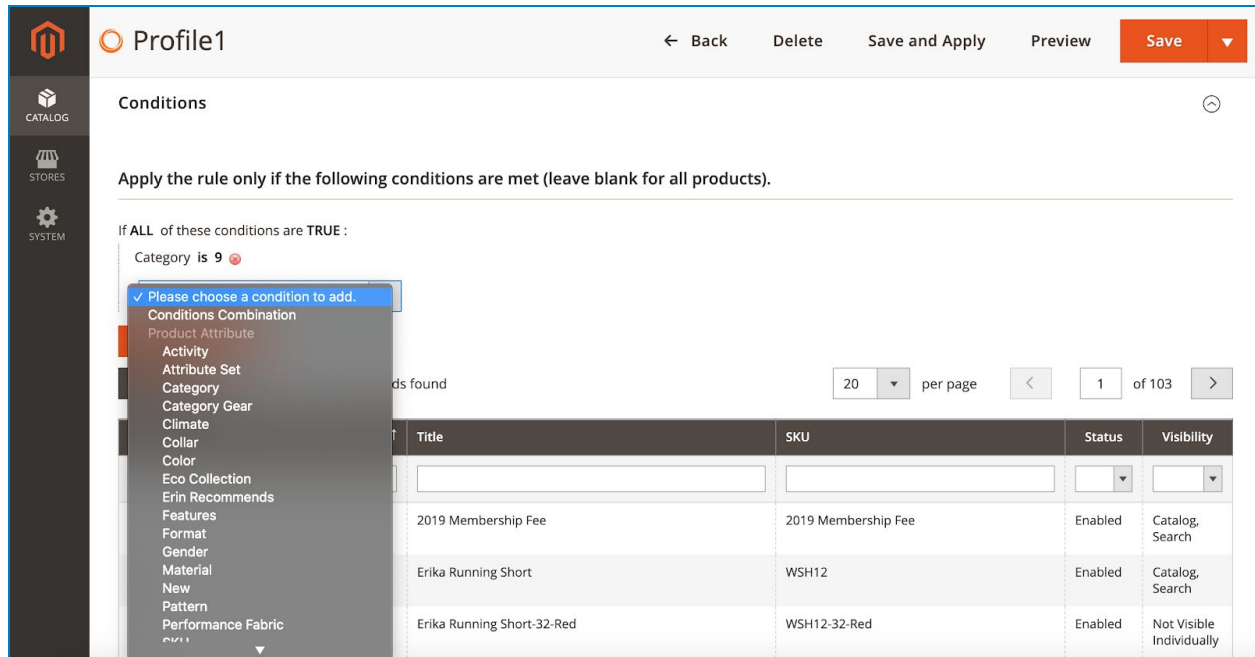
- Click the icon next to the plus icon to select a template so that you don't have to build the profile from scratch:



- Click the drop-down icon to preview the template.
- Click the plus icon to apply the template. After being applied, the template will appear in the builder section where you can edit and customize it.

## 3. Conditions

By using conditions, you'll specify which product pages will be displayed in this layout profile:



**Profile1**    ← Back    Delete    Save and Apply    Preview    Save ▼

**Conditions**

Apply the rule only if the following conditions are met (leave blank for all products).

If **ALL** of these conditions are **TRUE** :

- Category is 9

▼ Please choose a condition to add.




- Conditions Combination
- Product Attribute
- Activity
- Attribute Set
- Category
- Category Gear
- Climate
- Collar
- Color
- Eco Collection
- Erin Recommends
- Features
- Format
- Gender
- Material
- New
- Pattern
- Performance Fabric

20 per page    1 of 103

Title	SKU	Status	Visibility
2019 Membership Fee	2019 Membership Fee	Enabled	Catalog, Search
Erika Running Short	WSH12	Enabled	Catalog, Search
Erika Running Short-32-Red	WSH12-32-Red	Enabled	Not Visible Individually

- After setting the conditions, click the **Preview Products** button and all products that satisfy the conditions will be displayed in the grid below:



 CATALOG  
 STORES  
 SYSTEM

## Profile1

[← Back](#)
[Delete](#)
[Save and Apply](#)
[Preview](#)
[Save](#)

Preview Products

Search

[Reset Filter](#)

6 records found

20

▼

per page

<

1

of 1

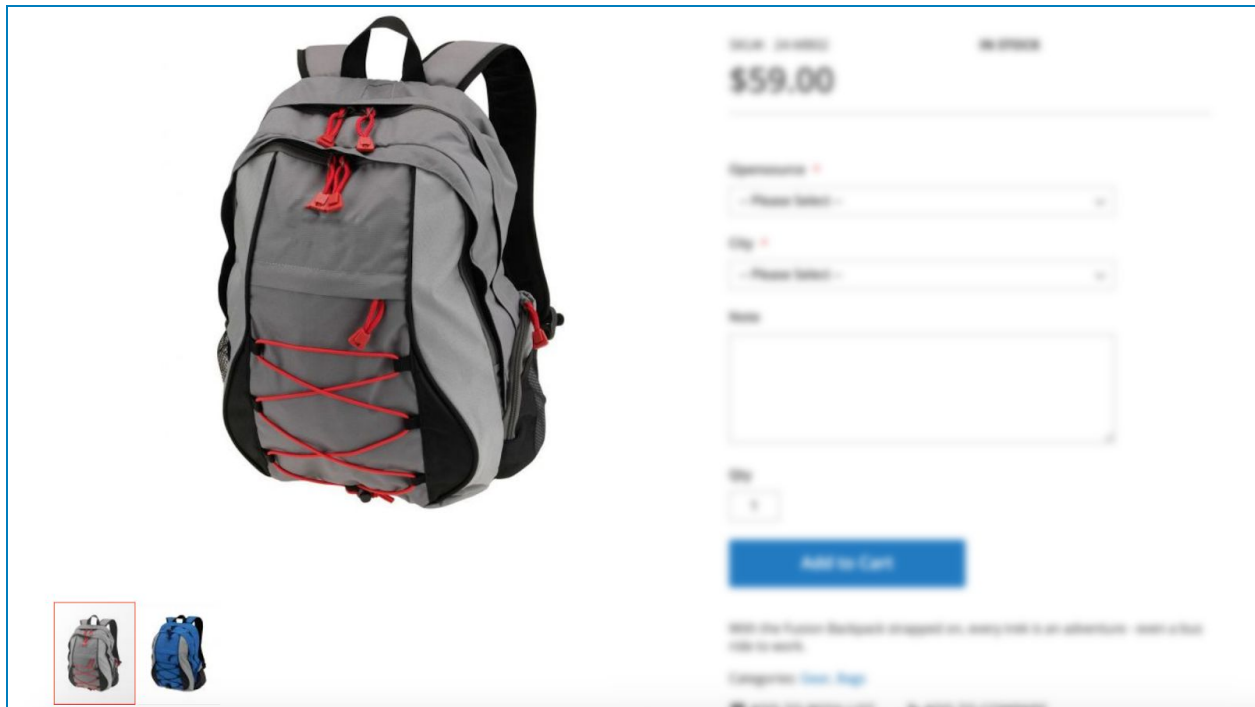
>

ID	Title	SKU	Status	Visibility
52	Luma Yoga For Life	240-LV09	Enabled	Catalog, Search
51	Advanced Pilates & Yoga (Strength)	240-LV08	Enabled	Catalog, Search
50	Solo Power Circuit	240-LV07	Enabled	Catalog, Search
49	Yoga Adventure	240-LV06	Enabled	Catalog, Search
48	LifeLong Fitness IV	240-LV05	Enabled	Catalog, Search
47	Beginner's Yoga	240-LV04	Enabled	Catalog, Search


## V) Elements

### 1. Product Gallery

Product gallery is a set of product images including thumbnail images and base images.



- **Gallery Options** tab:

Product Gallery 

General

Gallery Options

Design Options

Use Default Theme Settings

Nav Position ?

Bottom

▼

Nav ?

Thumbs

▼

Loop ?

Arrows ?

Caption ?

Allow Fullscreen ?

Nav Type ?

Slides

▼

Transition Effect ?

Slide

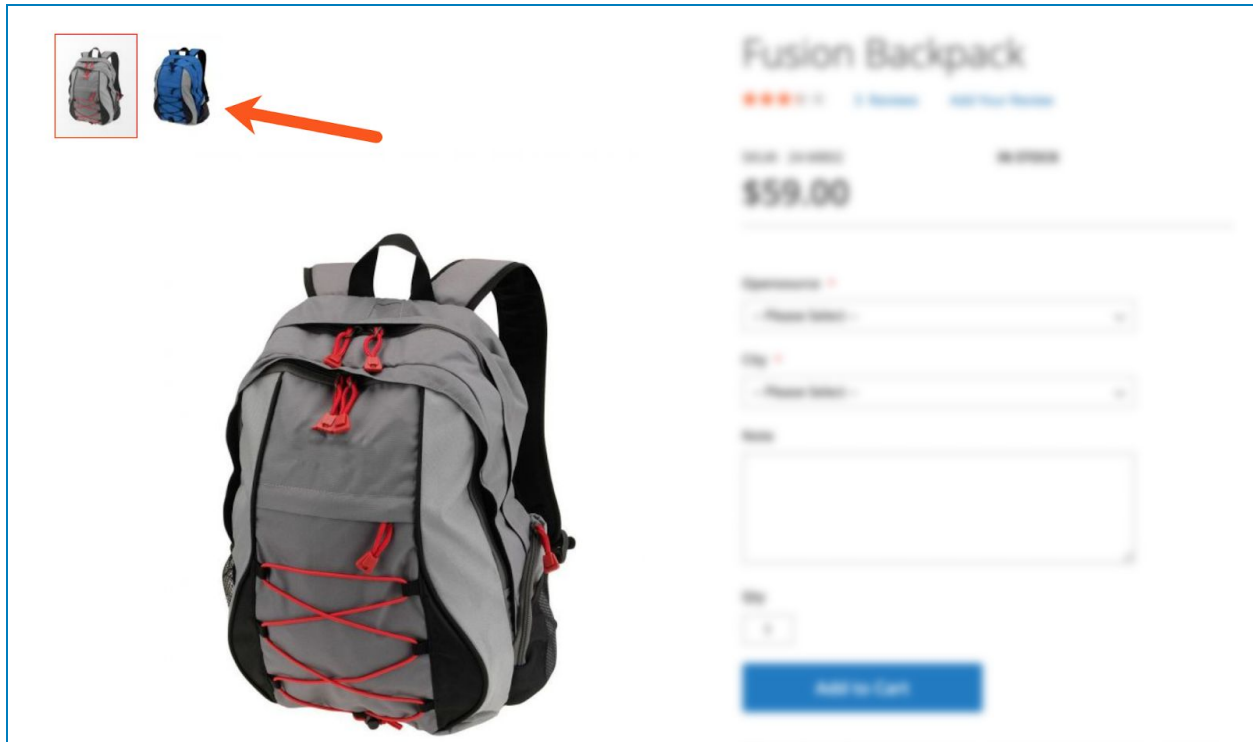
▼

Transition Duration ?

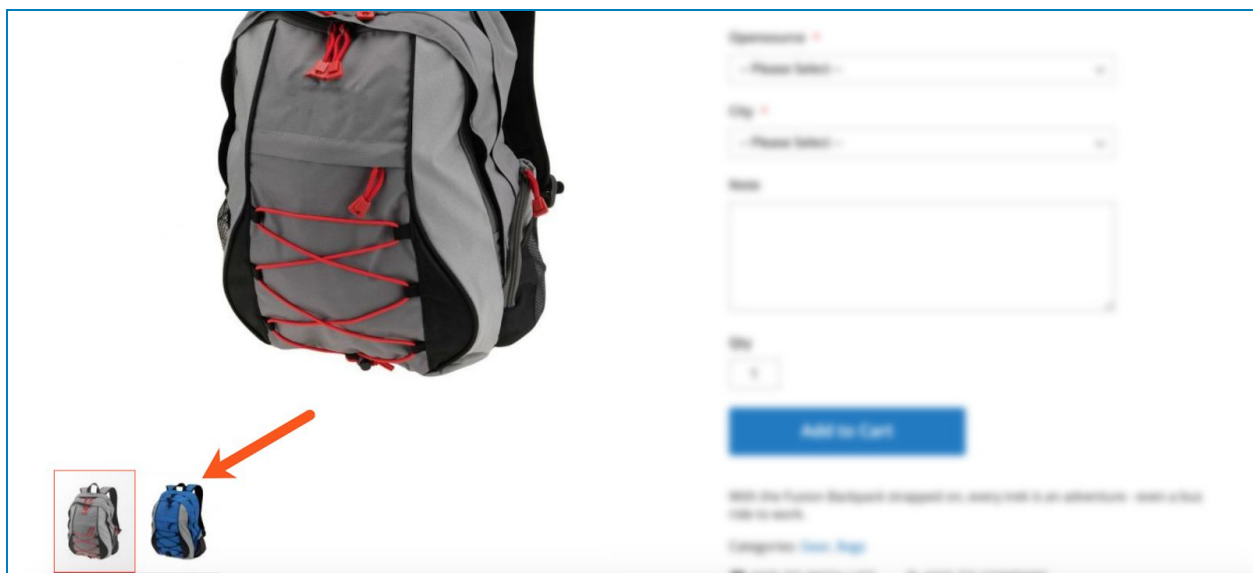
500

- **Use Default Theme Settings:** use Magento 2 default gallery settings.
- **Nav Position:** position of product thumbnail images including top, bottom (default), right and left.

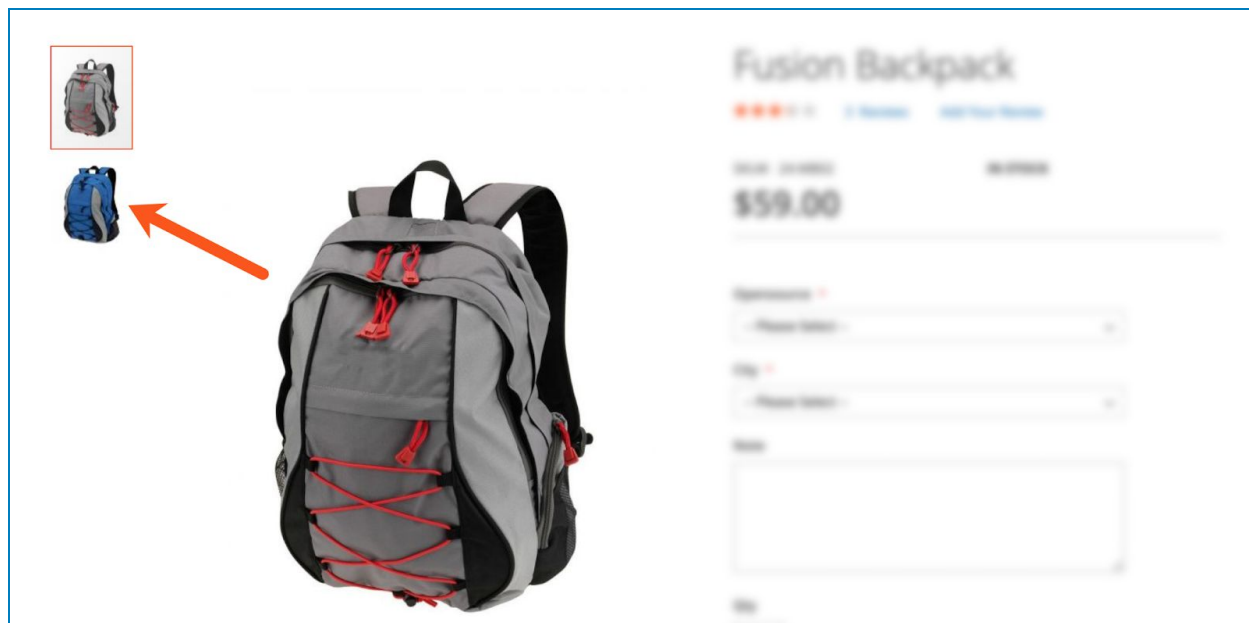
+ Top:



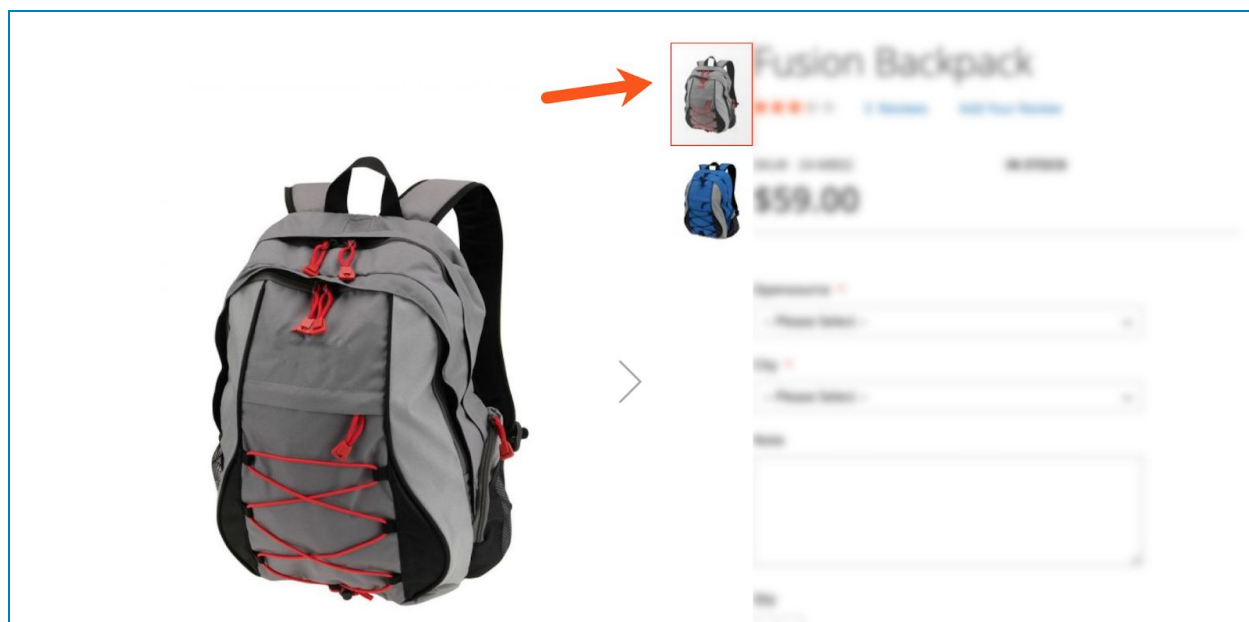
+ Bottom:



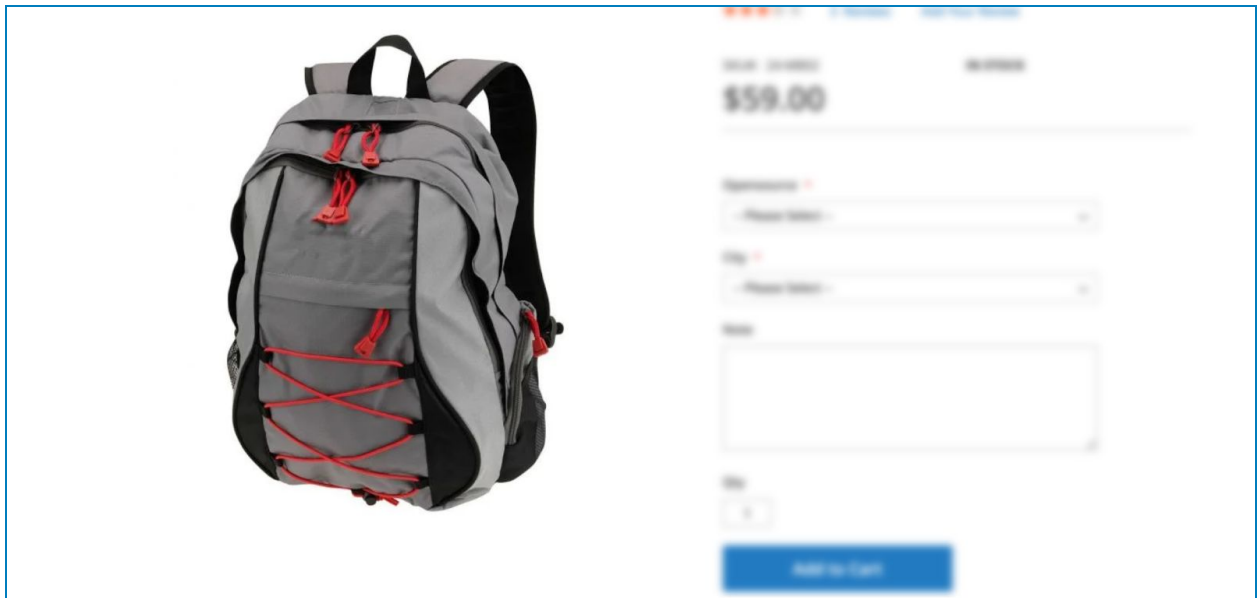
+ Left:



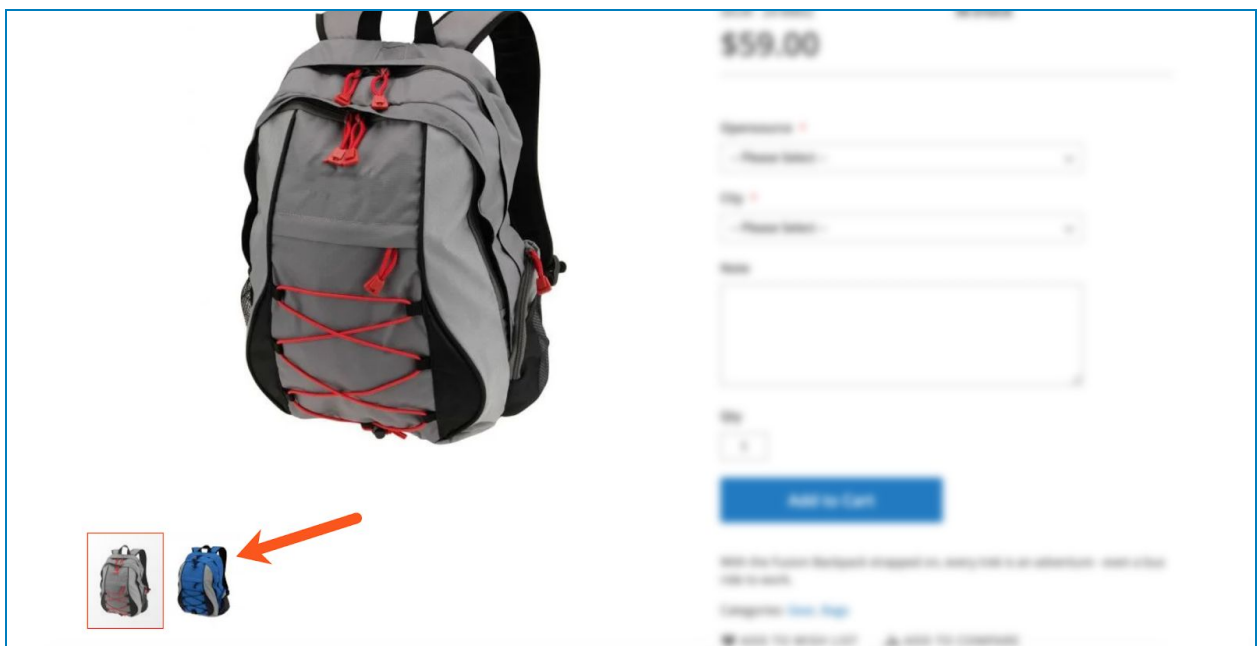
+ Right:



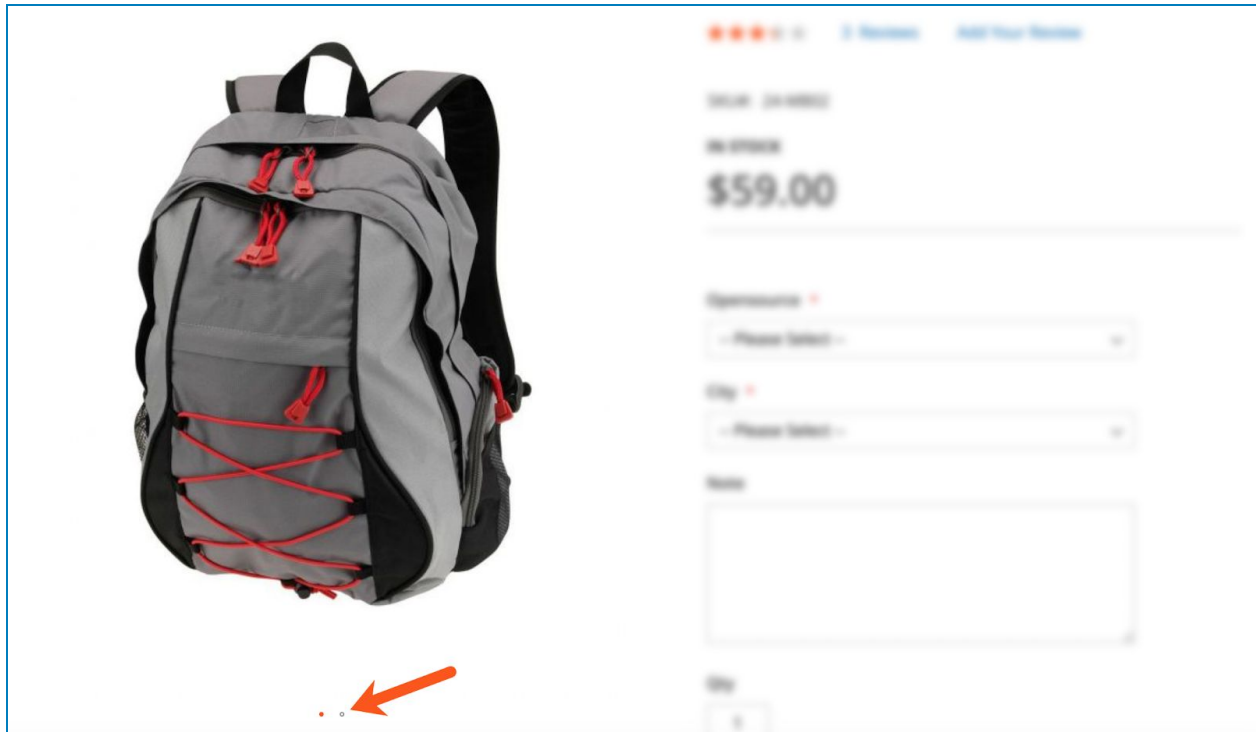
- **Nav:** decide the visibility of thumbnail images including 3 options: False, Thumbs (default) or Dots.
- + **False:** with no thumbnail images.



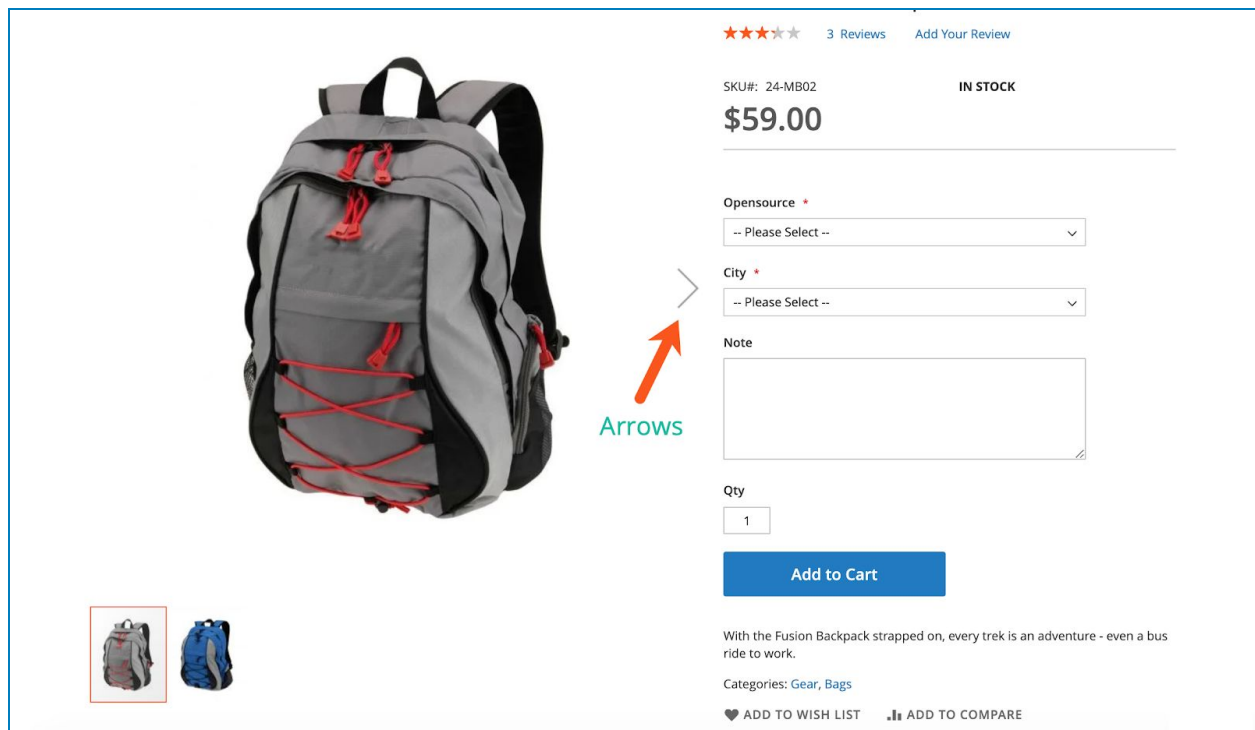
- + **Thumbs:** with thumbnail images.



+ Dots: with dot navigation.



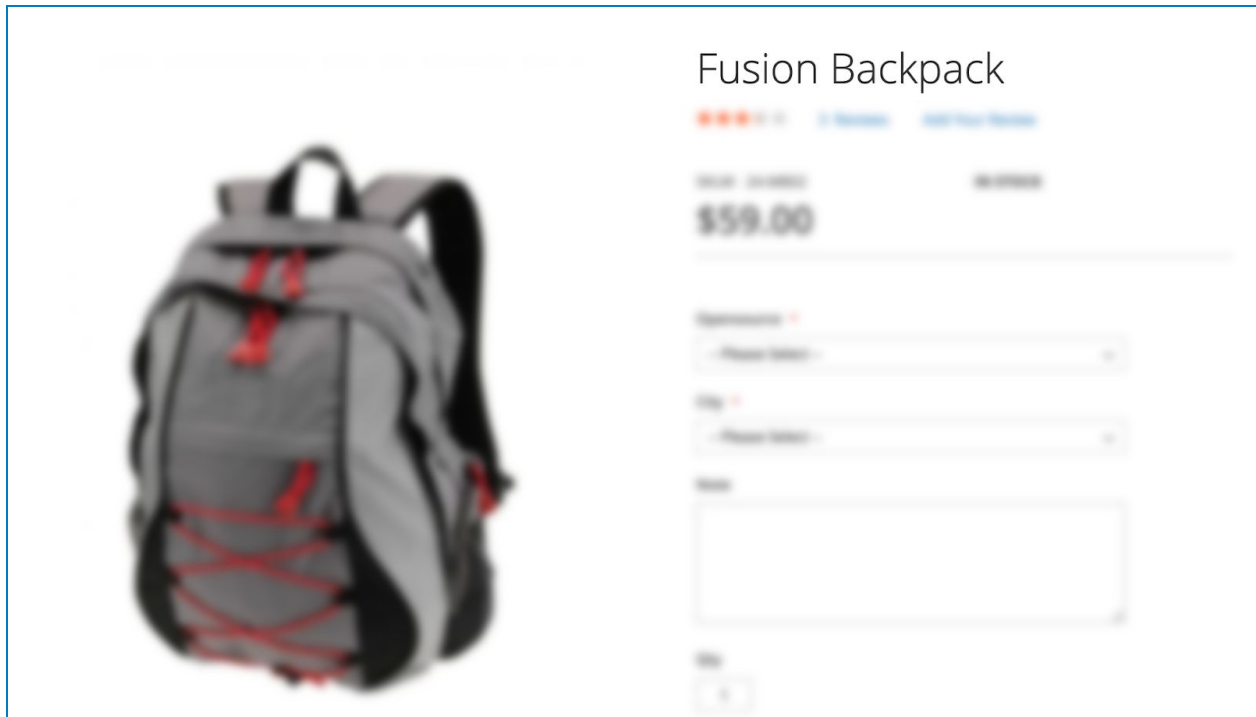
- **Loops:** if yes, this will enable cycling of the base images, such that there will be a slide transition between the last and first image.
- **Arrows:** turn on/off the arrow on the side of the base image that appears when you hover over the image.




- **Caption:** turn on/off product caption.
- **Allow Fullscreen:** if yes, you can view the product base images in full-screen after clicking on it.
- **Nav Style:** sliding type of product thumbnails including Slides and Thumbs.
- **Transition Effect:** choose transition effect of product base images (Slide, Crossfade, Dissolve).
- **Transition Duration:** set transition duration/speed in milliseconds. The higher, the slower.



## 2. Product Name




- **General** tab:

Product Name 

General

Design Options


Heading Type

Heading 1 

Font size

40px

Text Color

 #007dbd

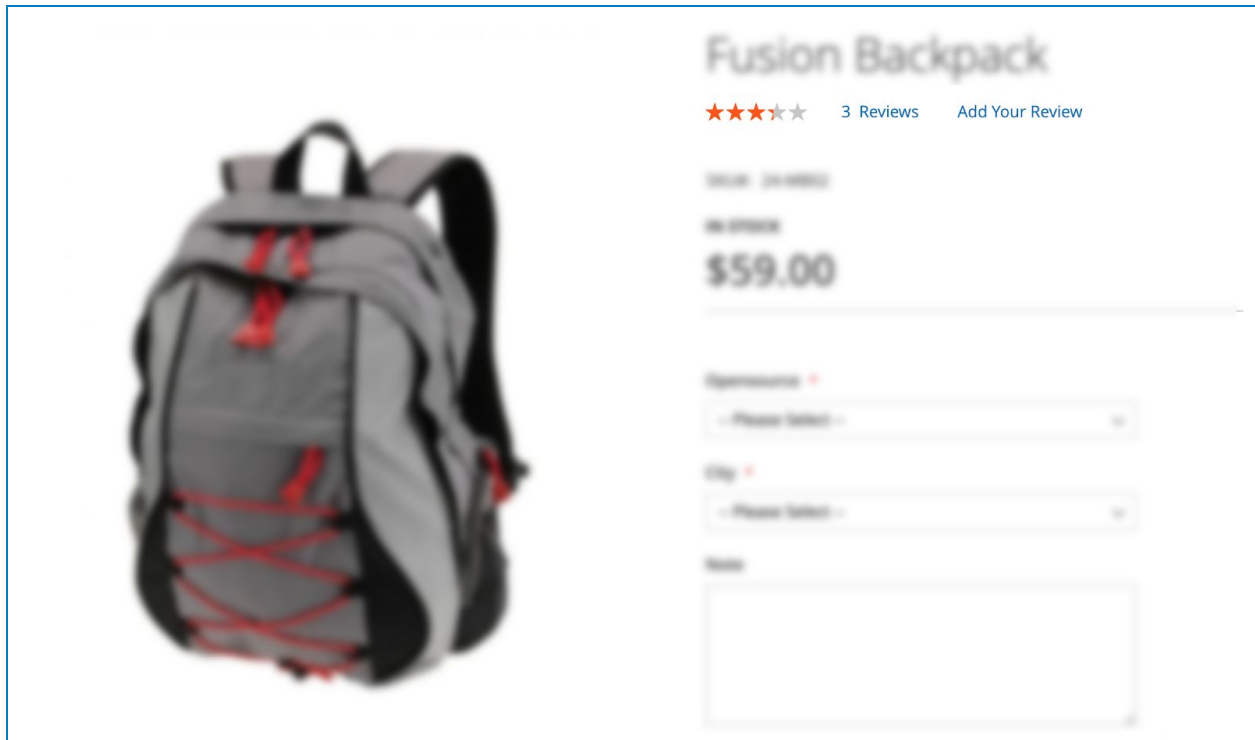
Line height

Font Weight

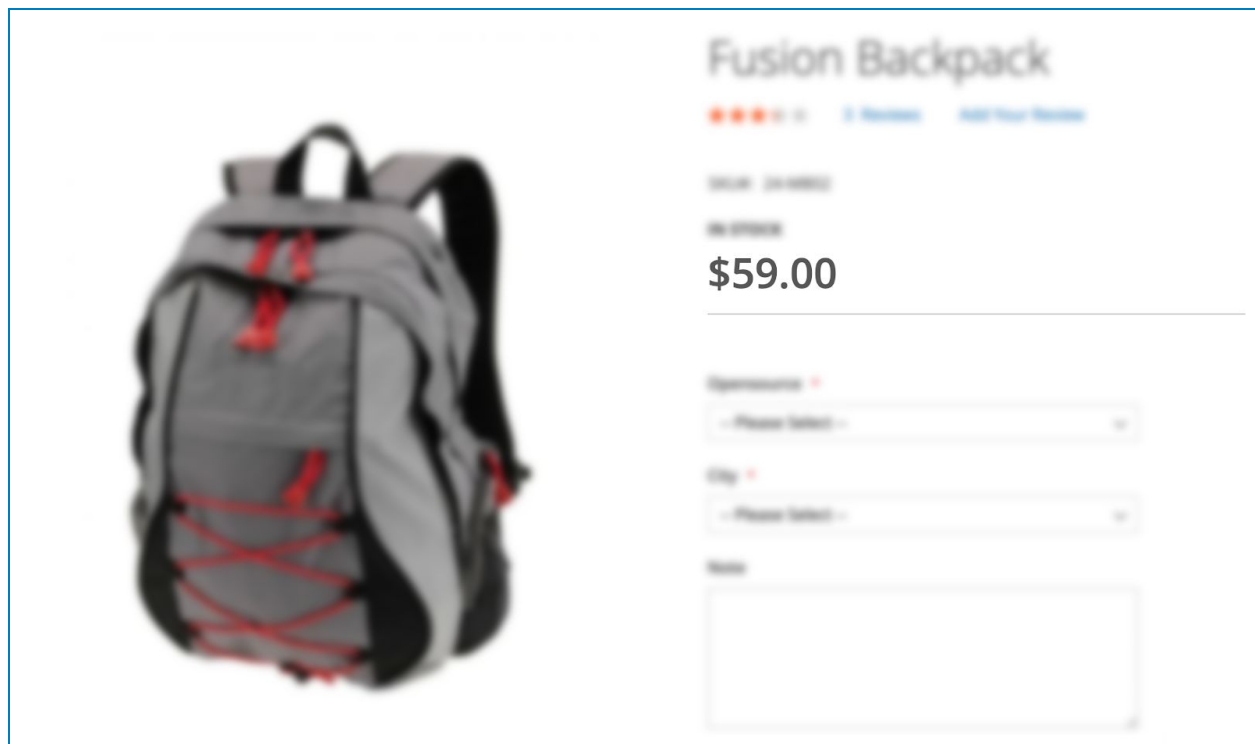
800

- **Heading Type:** specify heading type including H1, H2, H3, H4, H5 and H6.
- Specify **font size** (px), **Text Color**, **Line height** (px) and **Font Weight** (px).

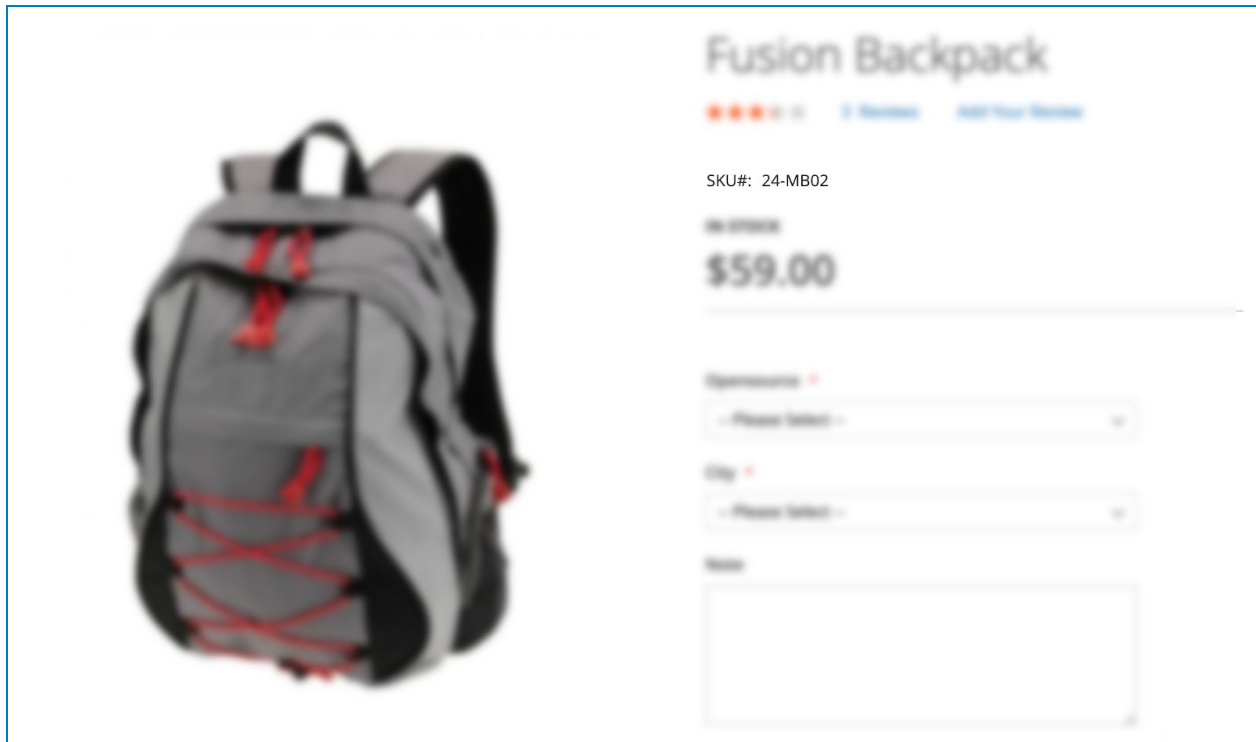
### 3. Product Review Summary



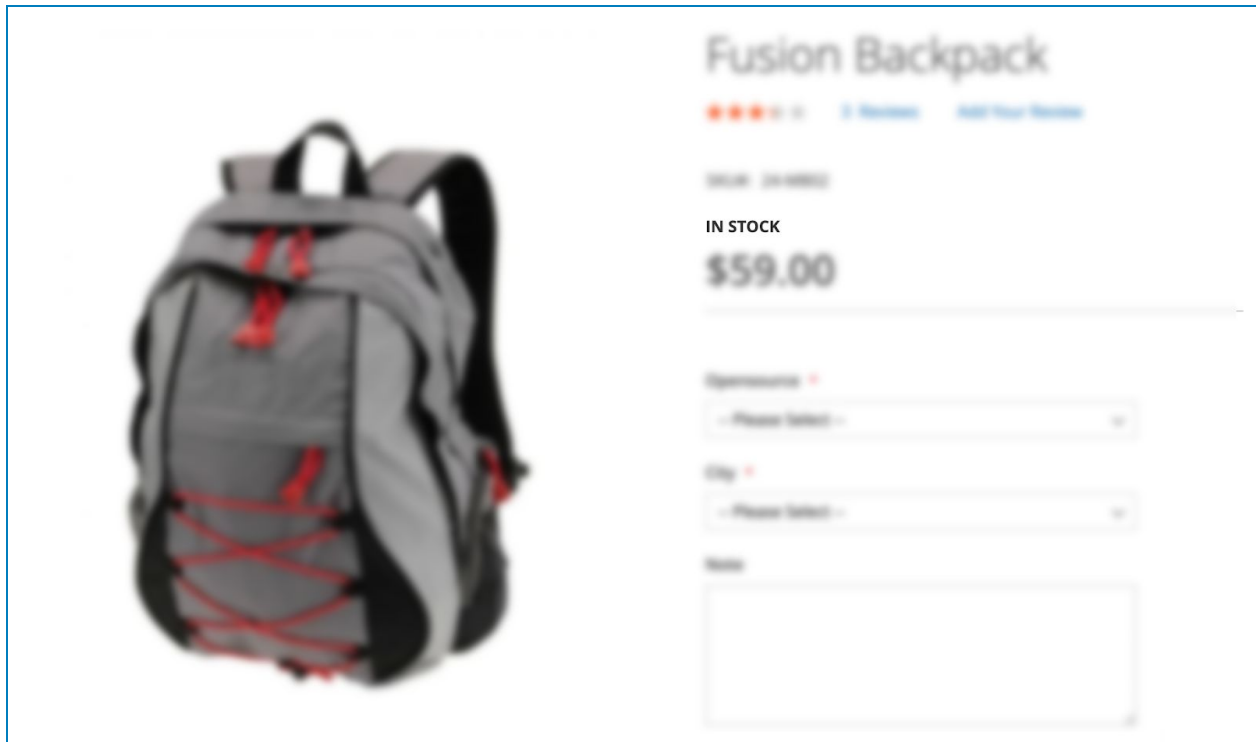
## 4. Product Price




## 5. Product SKU



## 6. Stock Status



## 7. Product Add To Cart



**\$59.00**


Opensource \*  
-- Please Select --

City \*  
-- Please Select --




Note

Qty

**Add to Cart**



## 8. Product Info



### Fusion Backpack

★★★★☆ 3 Reviews [Add Your Review](#)

**\$59.00** SKU#: 24-MB02

Opensource \*  
-- Please Select --

City \*  
-- Please Select --

Note

Qty

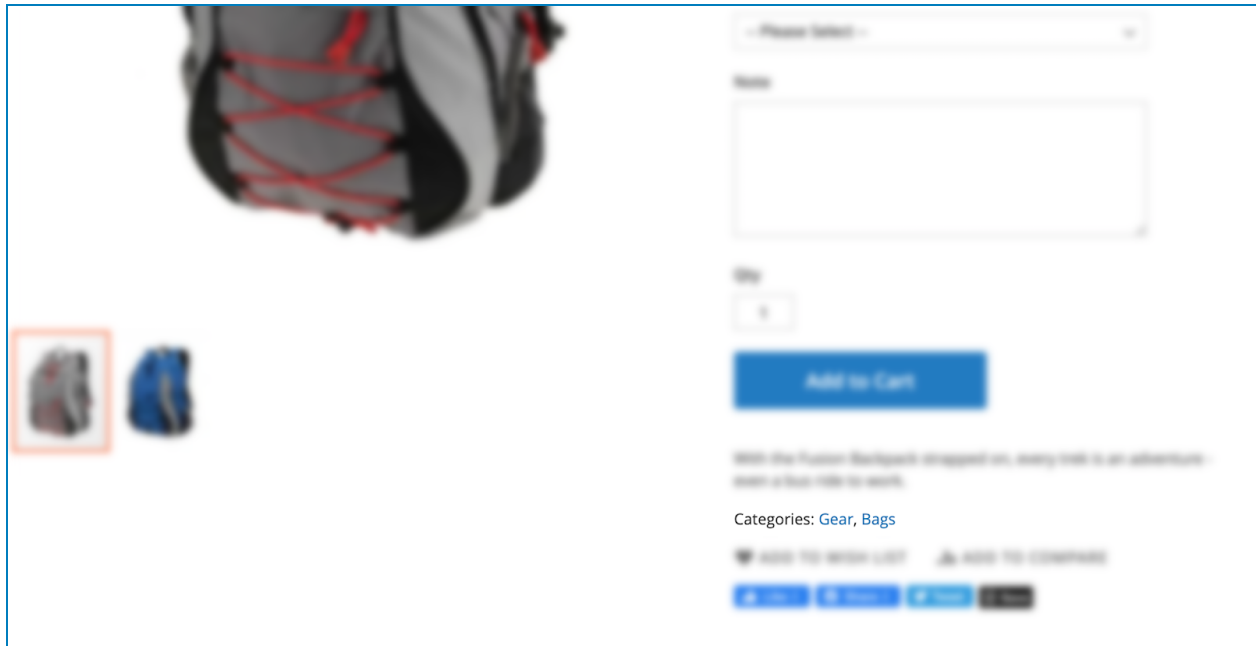
[Add to Cart](#)

[ADD TO WISH LIST](#) [ADD TO COMPARE](#)

With the Fusion Backpack strapped on, every trek is an adventure - even a bus ride to work.



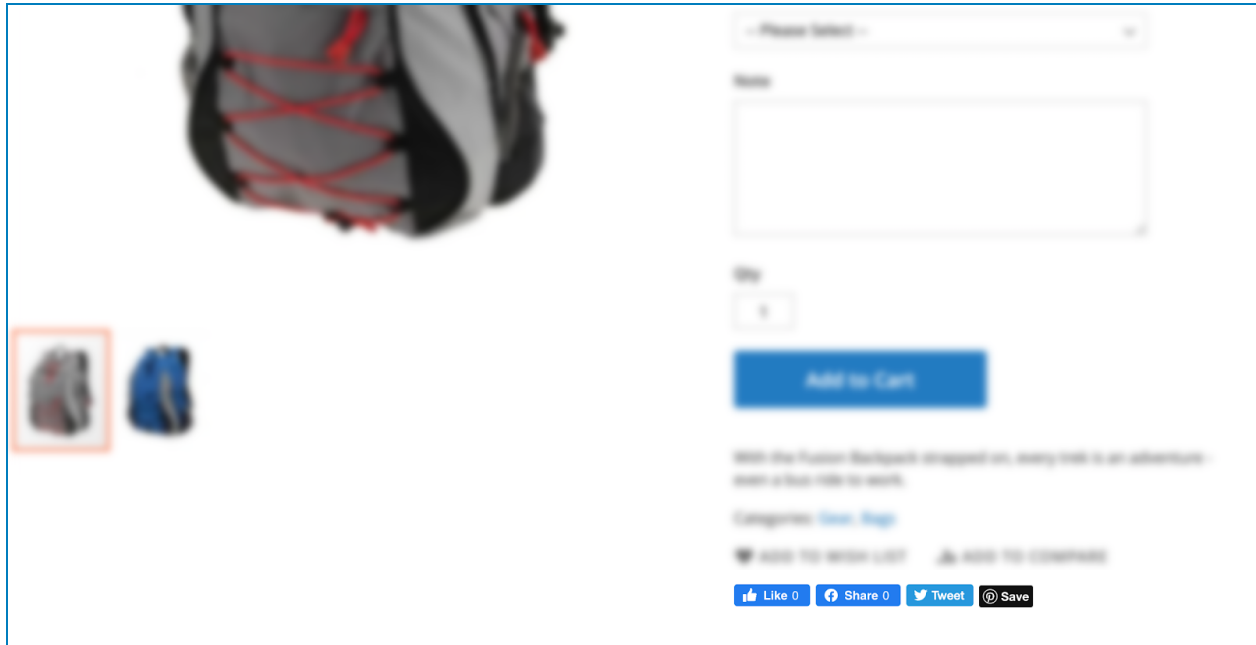
## 9. Product Categories




## 10. Magento Social Links



## 11. Product Sharing



- **General** tabs: where you can enable/disable Facebook Like, Facebook Share, Twitter and Pinterest buttons.

Product Sharing 

General

Design Options

Facebook Like

Facebook Share

Twiter

Pinterest

CSS Animation

None

▼

Animate it

Select type of animation for element to be animated when it "enters" the browsers viewport (Note: works only in modern browsers).

Disable Element

Hide on Page Load

Hide on

## 12. Add to Wish List

Qty

1

Add to Cart

With the Fusion Backpack strapped on, every trek is an adventure - even a bus ride to work.

Categories: Gear, Bags

♥ ADD TO WISH LIST

▮ ADD TO COMPARE

✉ EMAIL

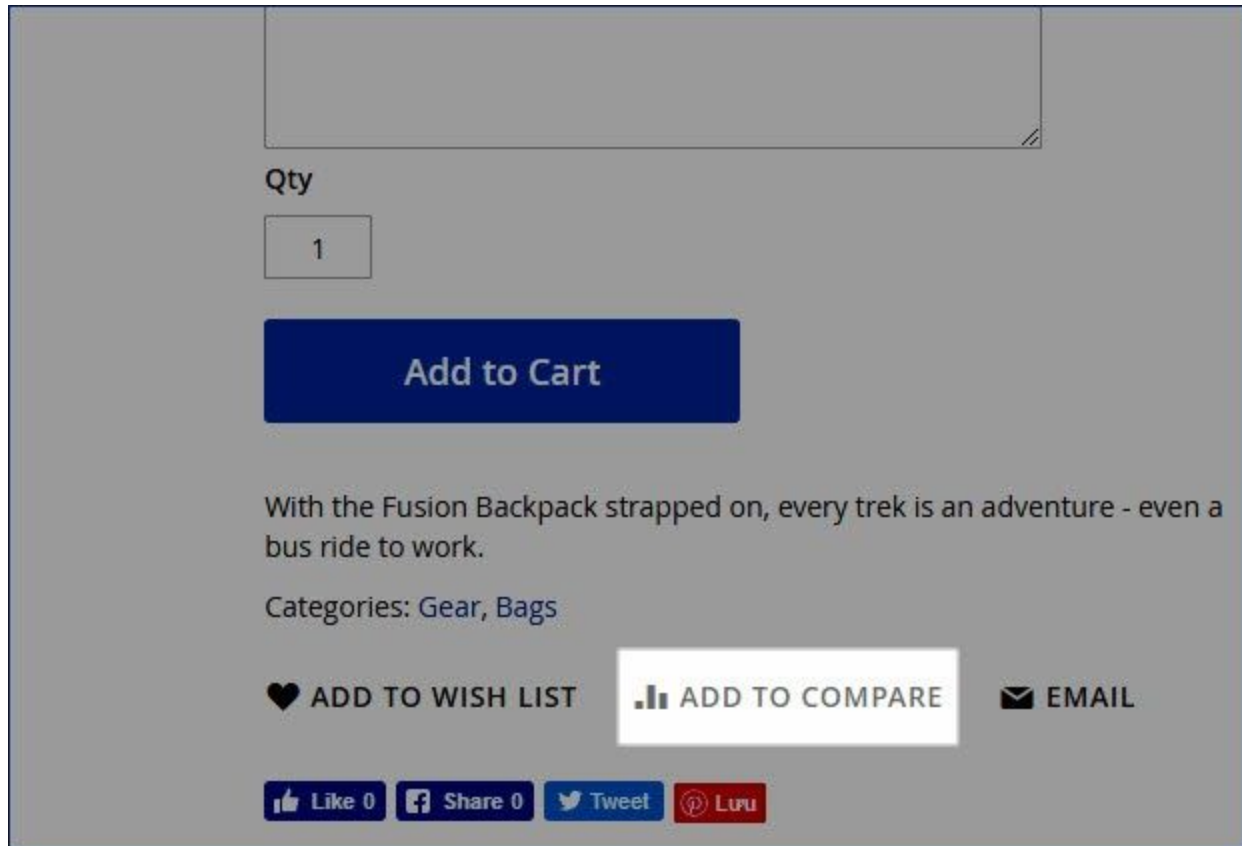
👍 Like 0

📱 Share 0

🐦 Tweet

📌 Lulu

### 13. Add to Compare



## 14. Mail to Friend

Qty

1

Add to Cart

With the Fusion Backpack strapped on, every trek is an adventure - even a bus ride to work.

Categories: Gear, Bags

♥ ADD TO WISH LIST

▮ ADD TO COMPARE

✉ EMAIL

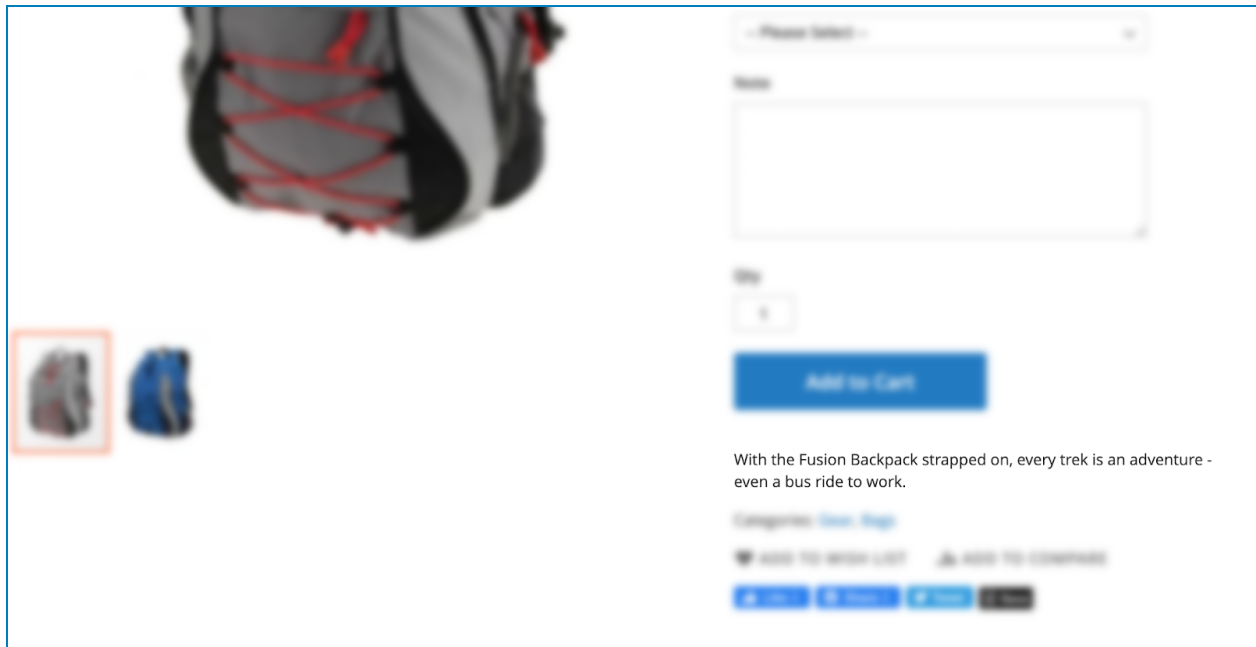
👍 Like 0

📱 Share 0

🐦 Tweet

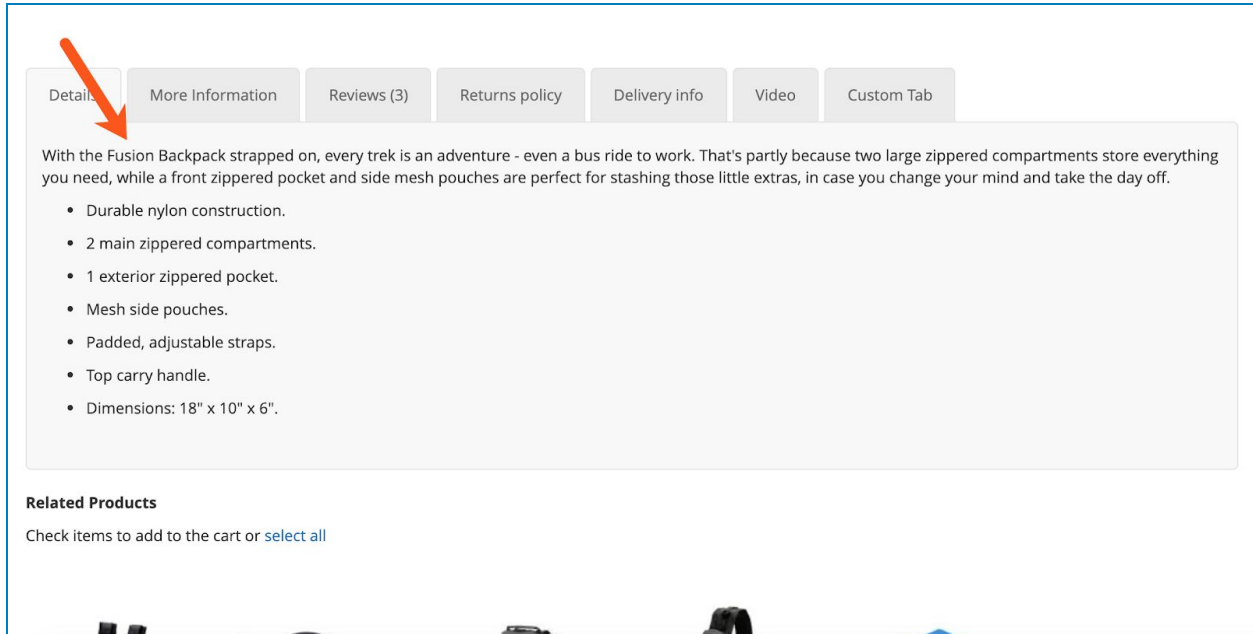
📌 Lupa

## 15. Product Short Description





## 16. Product Description



The screenshot displays the 'Details' tab of a product page builder. A red arrow points to the 'Details' tab, which is the active tab. The content area shows a product description for the 'Fusion Backpack'. Below the description is a list of features. At the bottom, there is a 'Related Products' section with a link to 'select all'.

Details More Information Reviews (3) Returns policy Delivery info Video Custom Tab

With the Fusion Backpack strapped on, every trek is an adventure - even a bus ride to work. That's partly because two large zippered compartments store everything you need, while a front zippered pocket and side mesh pouches are perfect for stashing those little extras, in case you change your mind and take the day off.

- Durable nylon construction.
- 2 main zippered compartments.
- 1 exterior zippered pocket.
- Mesh side pouches.
- Padded, adjustable straps.
- Top carry handle.
- Dimensions: 18" x 10" x 6".

**Related Products**  
Check items to add to the cart or [select all](#)

## 17. Product Info Tabs

Product Info Tabs element is the default Magento 2 product tabs.

Details

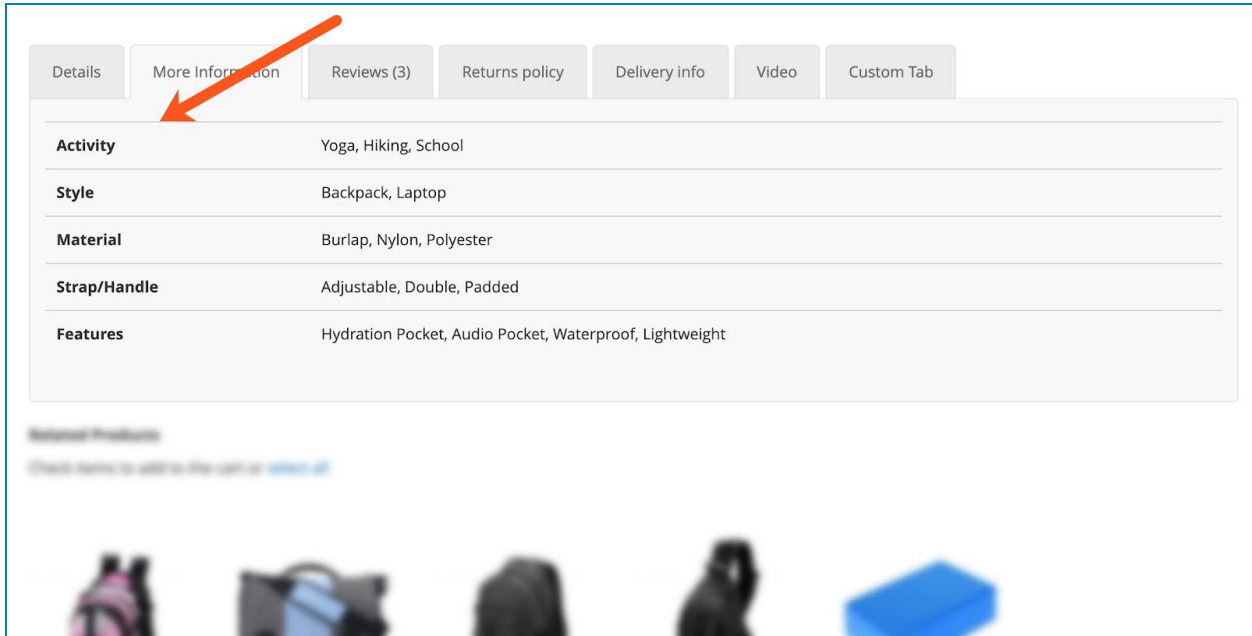
More Information

Reviews (3)

With the Fusion Backpack strapped on, every trek is an adventure - even a bus ride to work. That's partly because two large zippered compartments store everything you need, while a front zippered pocket and side mesh pouches are perfect for stashing those little extras, in case you change your mind and take the day off.

- Durable nylon construction.
- 2 main zippered compartments.
- 1 exterior zippered pocket.
- Mesh side pouches.
- Padded, adjustable straps.
- Top carry handle.
- Dimensions: 18" x 10" x 6".

## 18. Product Additional Information

A screenshot of the Magezon Single Product Page Builder interface. The top navigation bar includes tabs for 'Details', 'More Information', 'Reviews (3)', 'Returns policy', 'Delivery info', 'Video', and 'Custom Tab'. An orange arrow points to the 'More Information' tab. Below the tabs, a table displays product details: Activity (Yoga, Hiking, School), Style (Backpack, Laptop), Material (Burlap, Nylon, Polyester), Strap/Handle (Adjustable, Double, Padded), and Features (Hydration Pocket, Audio Pocket, Waterproof, Lightweight). Below the table, there is a section for 'Related Products' with a link to 'Check items to add to the cart or select all'. At the bottom, there are five product images: a pink backpack, a blue backpack, a black backpack, a black backpack, and a blue box.

## 19. Review

Details

More Information

Reviews (3)

Returns policy

Delivery info

Video

Custom Tab

### Customer Reviews

#### I've had this thing for really long

Rating ★★★★★

I've had this thing for a really long time and it barely shows any signs of wear and tear. It's really big, too! I've taken it on day trips as well as short vacations and usually have no trouble finding room for my stuff.

Review by Herb 5/3/19

#### Decent bag

Rating ★★★☆☆

Decent bag. I keep my stuff in it for work and the gym. It's nice and roomy. I wish it had a more sophisticated design, though. Kinda looks like it's for kids.

Review by Craig 5/3/19

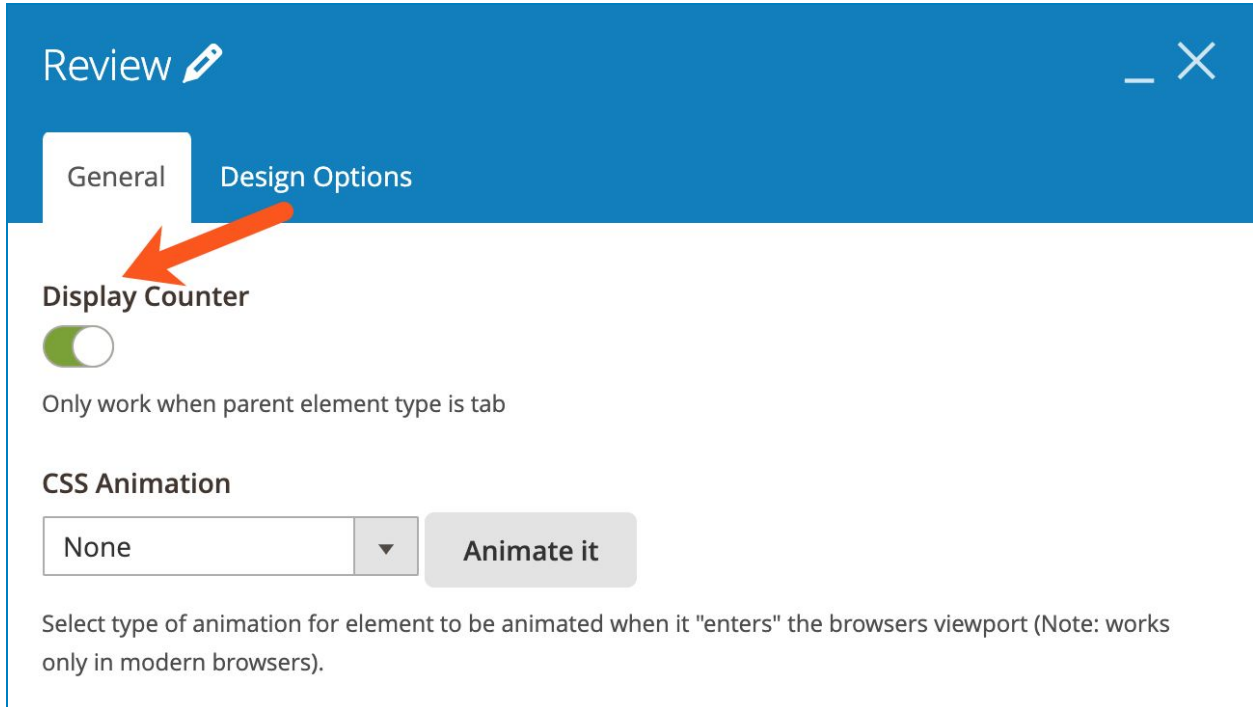
#### Screwed up my back


Rating ★★☆☆☆

I can't believe they're claiming these straps are "padded." Wearing this thing to class for a semester totally screwed up my back, and my shoulders would start to ache after a few minutes where the straps dug in.

Review by Orville 5/3/19

- **General** tabs:



Review 


General Design Options

**Display Counter**

☒

Only work when parent element type is tab

**CSS Animation**

None  **Animate it**

Select type of animation for element to be animated when it "enters" the browsers viewport (Note: works only in modern browsers).

- **Display Counter:** display the number of reviews next to the title of the tab containing Reviews element.

Details

More Information

Reviews (3)

Returns policy

Delivery info

Video

Custom Tab

### Customer Reviews

I've had this thing for really long [Number of reviews](#)

Rating

★★★★★

I've had this thing for a really long time and it barely shows any signs of wear and tear. It's really big, too! I've taken it on day trips as well as short vacations and usually have no trouble finding room for my stuff.

Review by Herb 5/3/19

Decent bag

Rating

★★★★☆

Decent bag. I keep my stuff in it for work and the gym. It's nice and roomy. I wish it had a more sophisticated design, though. Kinda looks like it's for kids.

Review by Craig 5/3/19

Screwed up my back

Rating

★★★☆☆

I can't believe they're claiming these straps are "padded." Wearing this thing to class for a semester totally screwed up my back, and my shoulders would start to ache after a few minutes where the straps dug in.

Review by Orville 5/3/19

## 20. Upsell Products

We found other products you might like!



Impulse Duffel  
**\$74.00**



Joust Duffel Bag  
**\$34.00**



Compete Track Tote  
**\$32.00**



Driven Backpack  
**\$36.00**



Push It Messenger Bag  
**\$45.00**

## 21. Related Products

### Related Products

Check items to add to the cart or [select all](#)



☐ Endeavor Daytrip Backpack

**\$33.00**



☐ Push It Messenger Bag

**\$45.00**



☐ Crown Summit Backpack

**\$38.00**



☐ Strive Shoulder Pack

**\$32.00**



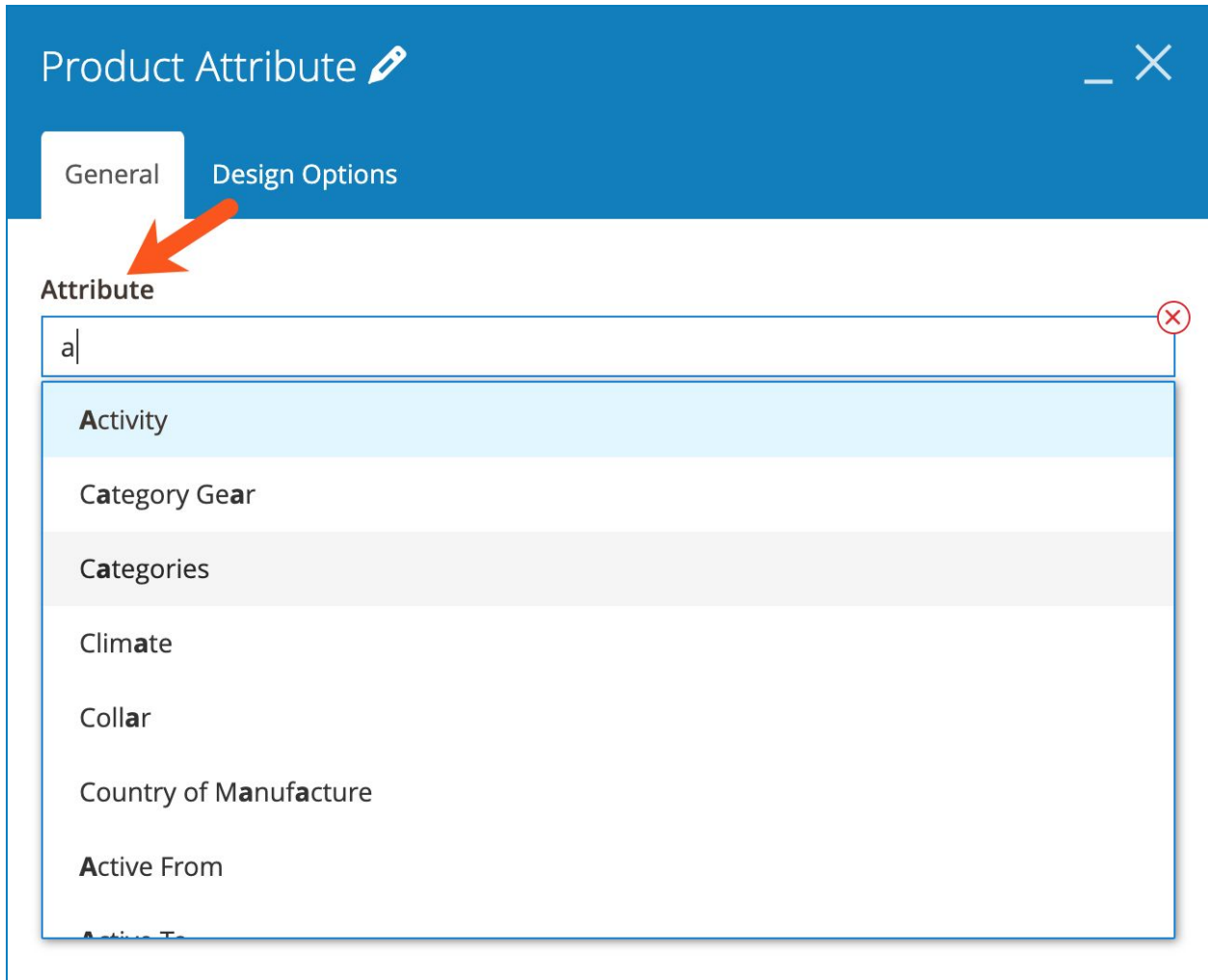
☐ Sprite Foam Yoga Brick

**\$5.00**



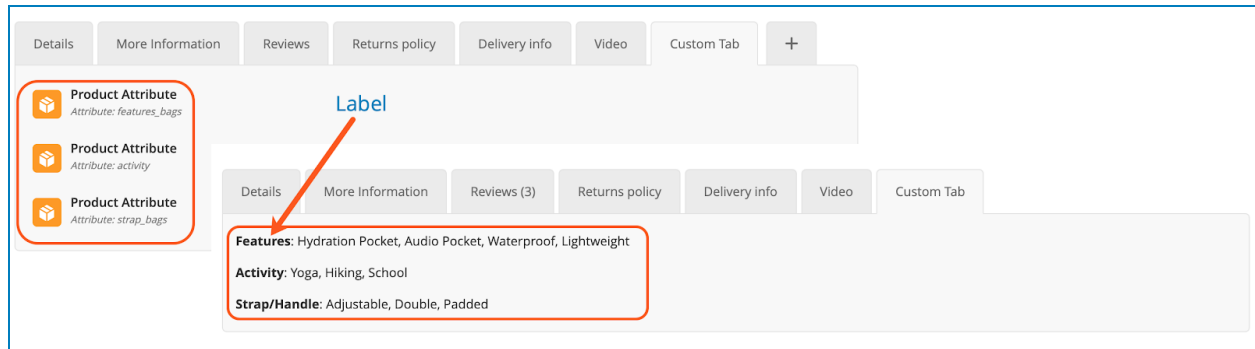


## 22. Product Attribute



- In the **Attribute** field, you can choose a product attribute from a drop-down menu. Product attribute options in the drop-down will automatically change based on attributes of your own products.

- **Show Label:** turn on the button to show attribute label.



The screenshot displays the 'Single Product Page Builder' interface. At the top, a horizontal tab bar includes 'Details', 'More Information', 'Reviews', 'Returns policy', 'Delivery info', 'Video', 'Custom Tab', and a '+' icon. Below this, a sidebar on the left contains three 'Product Attribute' items, each with a cube icon and a label: 'Attribute: features\_bags', 'Attribute: activity', and 'Attribute: strap\_bags'. The main content area shows a 'Details' tab selected, with a 'Label' text above it. Below the label, a red arrow points to a box containing the following text:

**Features:** Hydration Pocket, Audio Pocket, Waterproof, Lightweight  
**Activity:** Yoga, Hiking, School  
**Strap/Handle:** Adjustable, Double, Padded

## 23. Bundle Product Options

This element is for bundle products only. Bundle product options are options that you need to choose for each item of a bundle product.

### Customize Sprite Yoga Companion Kit

[Go back to product details](#)

**Sprite Stasis Ball \***

☒ Sprite Stasis Ball 55 cm + \$23.00

☐ Sprite Stasis Ball 65 cm + \$27.00

☐ Sprite Stasis Ball 75 cm + \$32.00

Quantity

1

**Sprite Foam Yoga Brick \***

Sprite Foam Yoga Brick + \$5.00

Quantity

1

**Sprite Yoga Strap \***

☒ Sprite Yoga Strap 6 foot + \$14.00

☐ Sprite Yoga Strap 8 foot + \$17.00

☐ Sprite Yoga Strap 10 foot + \$21.00

Quantity

1

**Sprite Foam Roller \***

Sprite Foam Roller + \$19.00

Quantity

1

#### Your Customization

Qty

1

**Add to Cart**

**\$61.00**

#### Summary

**Sprite Stasis Ball:**  
1 x Sprite Stasis Ball 55 cm


**Sprite Foam Yoga Brick:**  
1 x Sprite Foam Yoga Brick

**Sprite Yoga Strap:**  
1 x Sprite Yoga Strap 6 foot

**Sprite Foam Roller:**  
1 x Sprite Foam Roller

## 24. Product Alert

Use this element to display a *Sign up for price alert* link or *Sign up to get notified when this product is back in stock* link (for products that are out of stock).



### Fusion Backpack

★★★★☆ 3 Reviews [Add Your Review](#)

SKU#: 24-MB02

**IN STOCK**

**\$59.00**

[Sign up for price alert](#)

Opensource \*

-- Please Select --

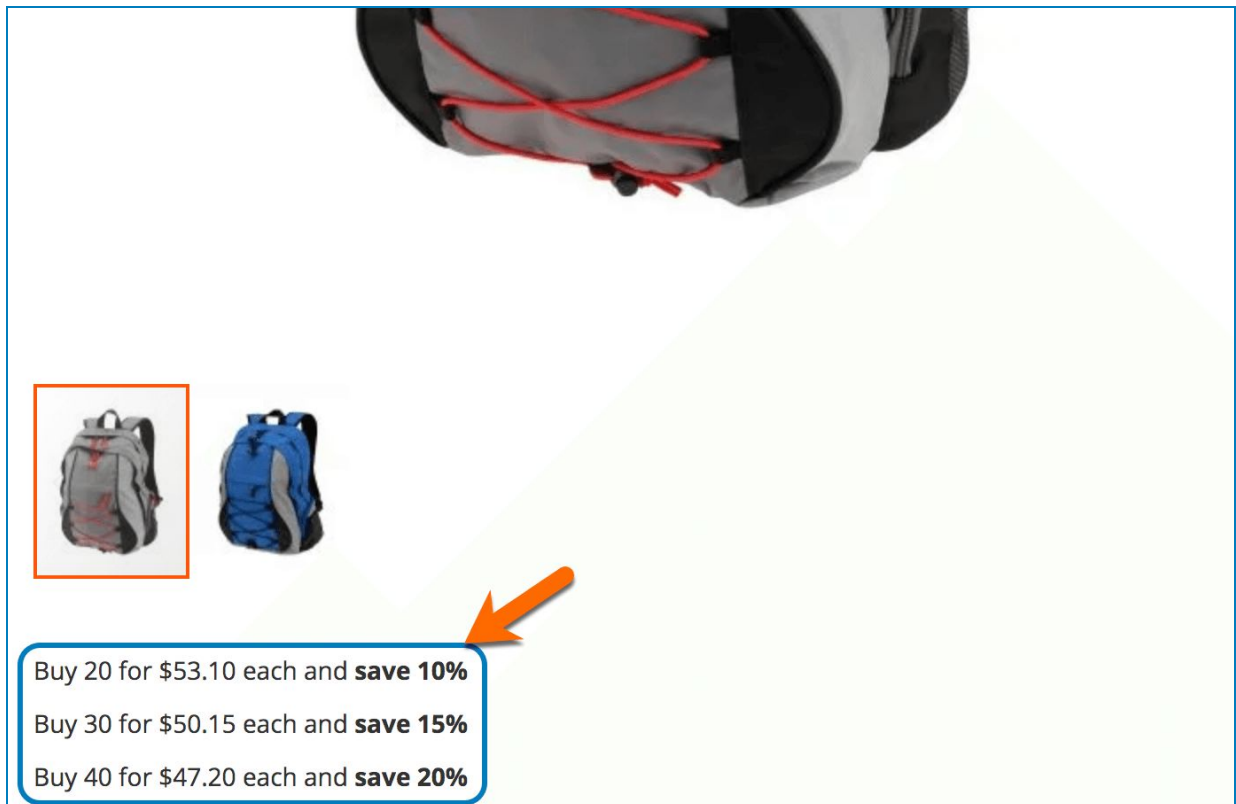
City \*

-- Please Select --

Note

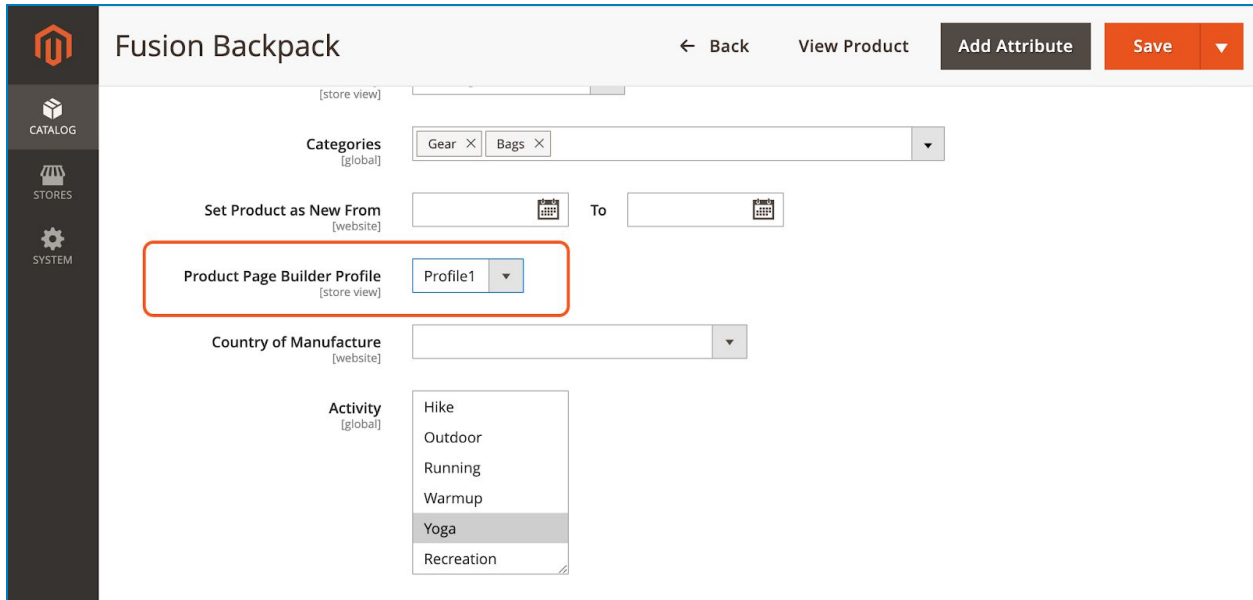
## 25. Product Price Tier

Use this element to display the tier price of the product.



## VI) Apply a Layout Profile to A Single Product Page




Open the edit page of a product, then find **Product Page Builder Profiles** field. Choose from the drop-down list the layout profile you want to apply to this product page.



The screenshot shows the 'Fusion Backpack' product edit page. The left sidebar contains navigation links for CATALOG, STORES, and SYSTEM. The main content area includes several fields: 'Categories' (with 'Gear' and 'Bags' selected), 'Set Product as New From' (with 'To' field), 'Product Page Builder Profile' (with a dropdown menu showing 'Profile1'), 'Country of Manufacture', and 'Activity' (with a dropdown menu showing 'Hike', 'Outdoor', 'Running', 'Warmup', 'Yoga', and 'Recreation'). The 'Product Page Builder Profile' field is highlighted with a red box.

**Note:** The profile you choose in the product edit page has the highest priority. So for example, if you choose one profile for a product in its edit page but the product also satisfies the [conditions](#) you set in the edit page of another profile, then the product page will be displayed in the profile selected in the product edit page.

In the product grid page, you'll find a column named **Product Page Builder Profile** that shows the profile applied to each product.

 CATALOG  
 STORES  
 SYSTEM





## Products

Add Product

Filters
Default View
Columns

Search by keyword

Actions
2047 records found
20 per page
1 of 103

	ID ↓	Thumbnail	Name	Type	Attribute Set	SKU	Price	Quantity	Salable Quantity	Visibility	Status	Websites	Product Page Builder Profile	Action
<input type="checkbox"/>	1		Joust Duffle Bag	Simple Product	Bag	24-MB01	\$34.00	100.0000	Default Stock: 100	Catalog, Search	Enabled	Main Website	Profile1	<a href="#">Edit</a>
<input type="checkbox"/>	2		Strive Shoulder Pack	Simple Product	Bag	24-MB04	\$32.00	100.0000	Default Stock: 100	Catalog, Search	Enabled	Main Website	Profile1	<a href="#">Edit</a>
<input type="checkbox"/>	3		Crown Summit Backpack	Simple Product	Bag	24-MB03	\$38.00	100.0000	Default Stock: 100	Catalog, Search	Enabled	Main Website	Profile1	<a href="#">Edit</a>
<input type="checkbox"/>	4		Wayfarer Messenger Bag	Simple Product	Bag	24-MB05	\$45.00	100.0000	Default Stock: 100	Catalog, Search	Enabled	Main Website	Profile1	<a href="#">Edit</a>

## VII) Support

If you have any questions or need any support, feel free to contact us via the following ways. We will get back to you within 24 hours since you submit your support request.

- Submit [contact form](#).
- Email us at [support@magezon.com](mailto:support@magezon.com).
- Submit a [ticket](#).
- Contact us through [Skype](#): support@magezon.com.
- Contact us via live chat on our [website](#).